



Fittings for internal doors

FITTINGS FOR INTERNAL DOORS

Quality fittings for internal doors from WSS.

With more than 40 years of experience in dealing with the material glass WSS specialises in designing all-glass systems with locks and fittings.

With the growing demands of architects and planners on the one side, manufacturers and consumers on the other, WSS meets with clear designed, functional and long-life products.

Architects and planners benefit from the wide spectrum of product shapes, colours and materials which the WSS range offers for designing all-glass doors. Modern design harmonises perfectly with the material glass and combines the demands of function and aesthetics.

This product range offers the advantages of flexibility for the manufacturer and consumer. A complete compatibility with current industry standards for frame rebates and glass preparations for 8-10mm toughened glass is guaranteed without difficulties.

One of WSS strong points is the development of special products for special architectural demands. Hereby WSS responds flexibly with special solutions to the requests of architects and the consumer.





STUDIO - Private Line



STUDIO - Private Line

1

A simple, elegant and timeless product range for glass doors in the private environment.



CONTENTS



Technical details

22 - 25



Materials and surface finishes

26

Product information

Round version:

Locks with hinges 27 - 31

Locks 32 - 35

Hinges 36 - 37

Fittings for high humidity environments 38 - 39

Fittings for aluminium profile system 40 - 41

Rectangular version:

Locks with hinges 43 - 47

Locks 48 - 51

Hinges 52 - 53

Fittings for high humidity environments 54 - 55

Fittings for aluminium profile system 56

Frame pivots 57 - 59





Glass preparations

60 - 61



Installation details

62 - 70



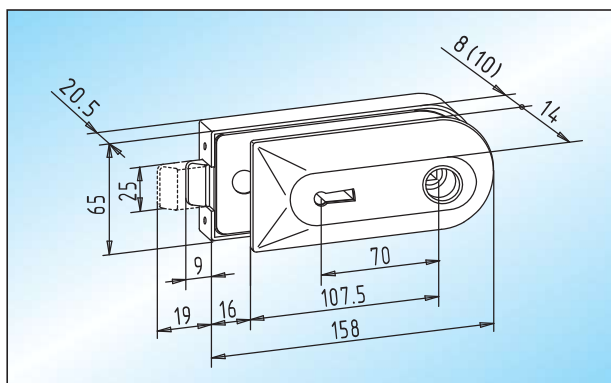
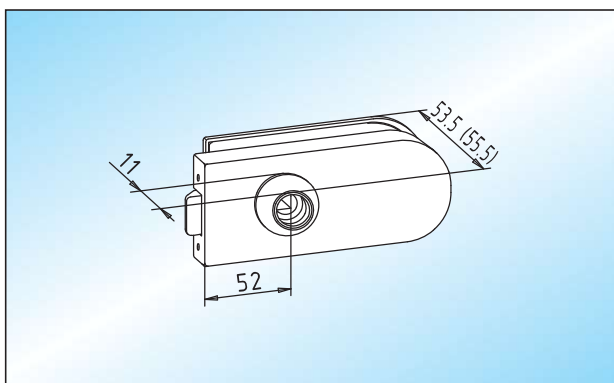


Technical details

Interior glass door locks, hinges and lever handles designed to satisfy the challenges of today.

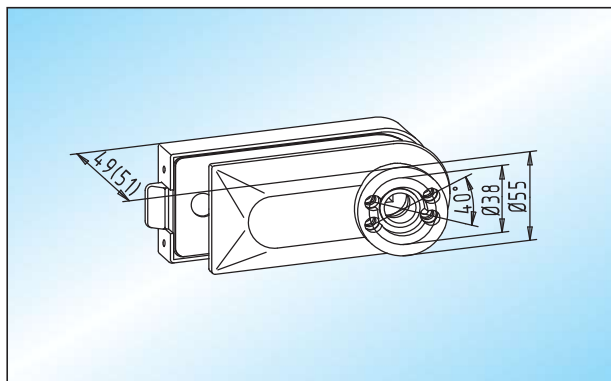
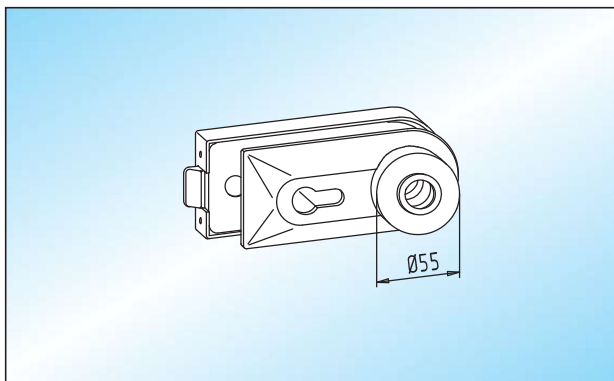
Lock:

- lock insert with noise-reducing internal plastic parts
- nickel plated brass latch bolt
- single throw / 19 mm bolt projection
- suitable for left or right hand installation
- tested according to DIN 18251, class 3 (cycles: latch tests 200.000, bolt tests 50.000)
- suitable for 8 - 10 mm single sheet toughened glass
- 61 mm profile cylinder, flush on counterplate side
- suitable for standard lever handles without roses which are supplied with 8 mm square pin and 18 mm shoulder guide
- stainless steel screws M5 (torque setting 3 Nm)



When using locks and lever handles with roses (HEWI, FSB, HOPPE, VIELER ...), please consider the following details:

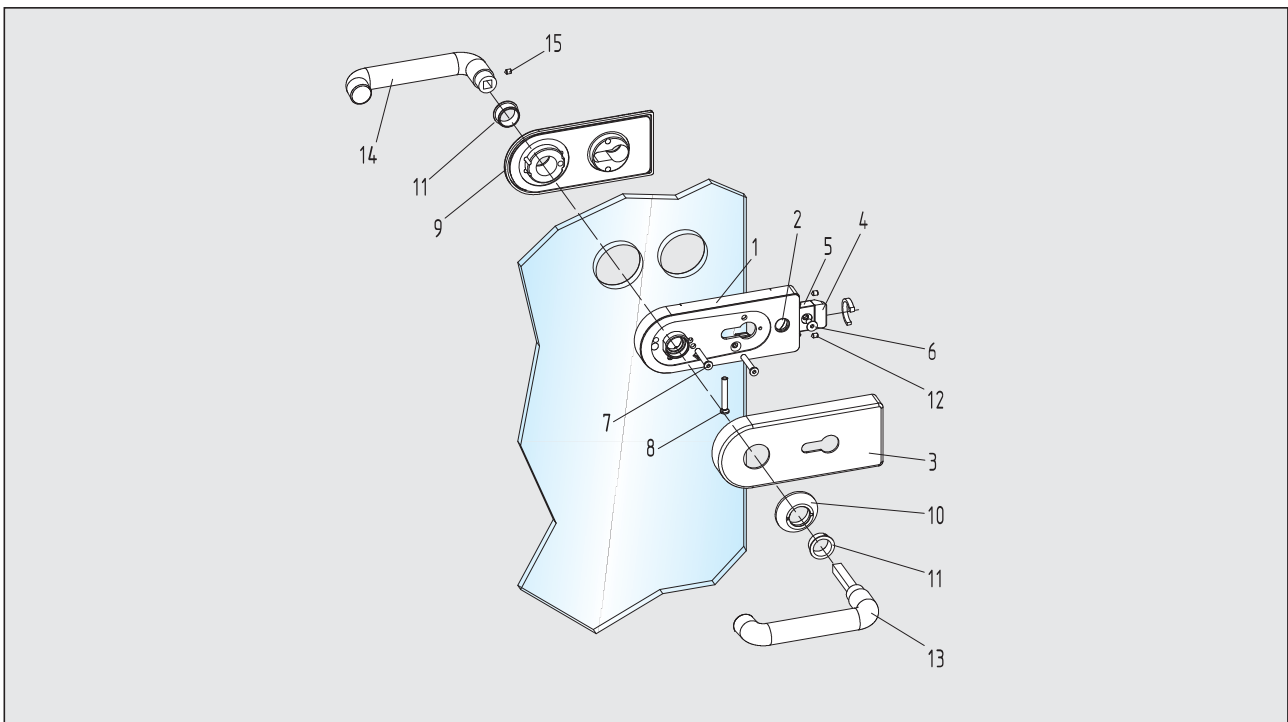
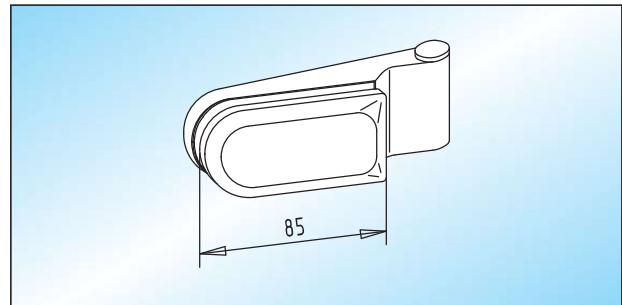
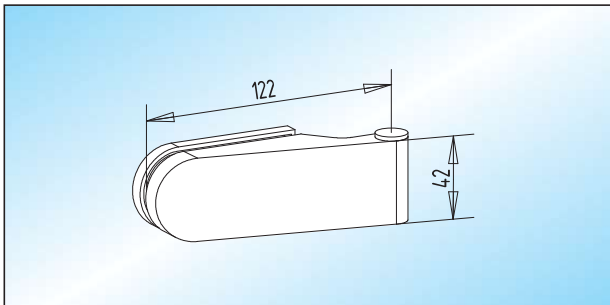
- 55 mm diameter roses
- 38 mm diagonal fixing centres
- adapter roses will be supplied
- Please contact our technical department when using spring loaded lever handles.



Technical details

Hinge:

- suitable for 8 (10) mm glass / 24 (26) mm frame rebate depth
- installation in frames according to DIN 18101 / 18111
- available up to 45 mm frame rebate depth on application
- stainless steel screws M6 (torque setting 12 Nm)



Assembly information

By rotating the latch bolt, the handing of the lock can be adjusted to suit site conditions.

1. Glass and gaskets have to be dust- and grease free
2. Install lock insert with clamping plate on door leaf
3. Assemble cover on lock insert
4. Fix screw-on-rose onto lockside
5. Insert lever handle with square pin from clamping side and connect with female lever handle
6. Install hinges with clamping plates on door leaf, assemble covers

Assembly instructions are enclosed with the fittings

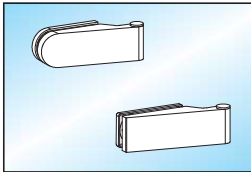
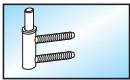
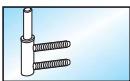
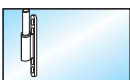

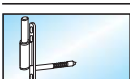
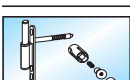


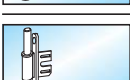

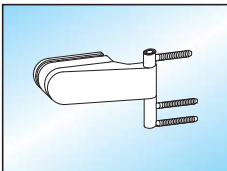
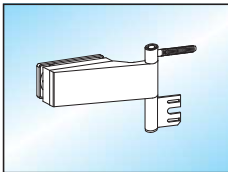
Lock - components

- | | |
|---------------------------------|---------------------------------|
| 1 lock insert | 9 cover/clamping plate |
| 2 fixing hole/latch bolt | 10 screw-on-rose |
| 3 cover/lock side | 11 plastic shoulder guide |
| 4 latch bolt | 12 grub screws/cover |
| 5 latch shaft | 13 lever handle with square pin |
| 6 hexagon socket head screw | 14 female lever handle |
| 7 fixing screws/lock | 15 grub screw/lever handle |
| 8 fixing screw/profile cylinder | |



Technical details

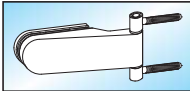
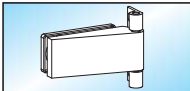
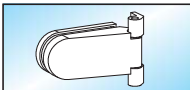
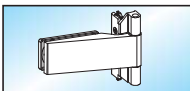
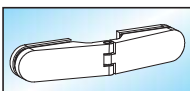
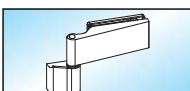
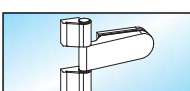
- suitable for 8 (10) mm glass / 24 (26) mm frame rebate depth
- details for door width 1.000 mm
- hinge position / DIN 18268
- position from hinge to hinge / DIN 18111

| hinge | frame pivot | frame pocket | max. door weight |
|---|--|------------------------|------------------|
|  |  20.900.0000.010 | 20.914.0000.010 V 3614 | 42 kg |
| |  20.902.0000.010 | 20.914.0000.010 V 3614 | 42 kg |
| |  20.904.0000.010 | – – | 42 kg |
| |  20.906.0000.010 | 20.914.0000.010 V 3614 | 47 kg |
| |  20.908.0000.010 | – – | 42 kg |
| |  20.910.0000.010 | – – | 47 kg |
| |  20.920.0000.010 20.420.0000.405 | 20.926.0000.010 V 8600 | 42 kg |
| |  20.922.0000.010 | 20.926.0000.010 V 8600 | 42 kg |
| |  20.924.0000.010 | 20.926.0000.010 V 8600 | 47 kg |
| |  20.930.0010.010 20.930.0020.010 | 20.914.0000.010 V 3614 | 42 kg |
|   | 20.302.0500.____ 20.304.0500.____ | 20.914.0000.010 V 3614 | 42 kg |
| | 20.306.0500.____ 20.308.0500.____ | 20.926.0000.010 V 8600 | 42 kg |
| | 20.702.0500.____ 20.704.0500.____ | 20.914.0000.010 V 3614 | 42 kg |
| | 20.706.0500.____ 20.708.0500.____ | 20.926.0000.010 V 8600 | 42 kg |



Technical details

- suitable for 8 - 10 mm glass
- details for door width 1.000 mm
- hinge position / DIN 18268
- position from hinge to hinge / DIN 18111

| hinge with frame pivot | | max. door weight 24 mm frame rebate depth |
|---|--------------------------------------|--|
|  | 20.310.0500.____ 20.710.0500.____ | 35 kg |
|  | 20.312.0500.____ 20.712.0500.____ | 35 kg |
|  | 20.314.0500.____ 20.714.0500.____ | 35 kg |
|  | 20.316.0500.____ 20.716.0500.____ | 42 kg |
|  | 20.318.0500.____ 20.718.0500.____ | 35 kg |
|  | 20.458.0400.____ 20.858.0400.____ | 42 kg |
|  | 20.460.0400.____ 20.860.0400.____ | 47 kg |

When considering the selection of a door hinge, the following factors should also be taken into account in addition to the door weight:

- installation location
- opening frequency
- dimension of door
- arrangement of door hinges
- alignment of assembly
- door stop
- door closer
- frame rebate depth



Materials and surface finishes

| Materials | Surface finishes code | STUDIO - Private Line |
|-----------|---|-----------------------|
| Aluminium | E4/C-0 silver ... 112 | ● |
| | E4/EV 2 champagne ... 122 | ● |
| | RAL 9010 pure white ... 250 | ● |
| | RAL 9016 traffic white ... 255 | ● |
| | E4/S5/EV 5 similar gold ... 132 | ● |
| | E4/C 34 dark bronze ... 152 | ● |
| | E4/C 31 similar stainless steel ... 137 | ● |
| | special anodized ... 199 | ● |
| | RAL coated ... 295 | ● |
| Brass | polished ... 318 | ● |
| | matt brushed ... 328 | ● |
| | satin chrome ... 372 | ● |
| | polished chrome ... 374 | ● |
| | velour nickel plated ... 376 | ● |

Information:

The **round** design is available in aluminium and brass, the **rectangular** design only in aluminium.

STUDIO WC and KABA locks as well as the fittings for aluminium profile system are available in aluminium.





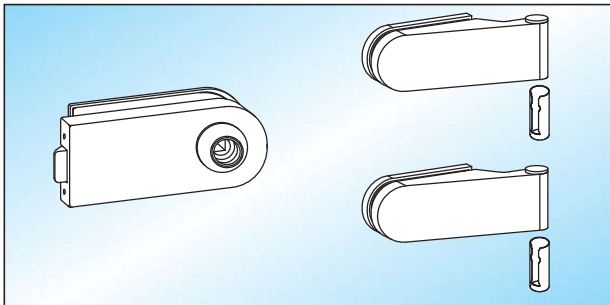
Locks with hinges

- locks with projection guide
- suitable for 8 (10) mm glass / 24 (26) mm frame rebate depth

- lever handles with shoulder guide
- frame pivots

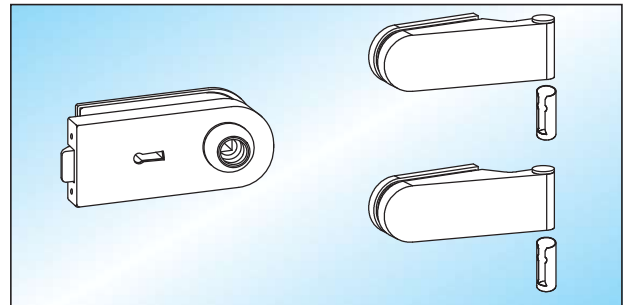
Page 103 – 111

Page 57 – 59



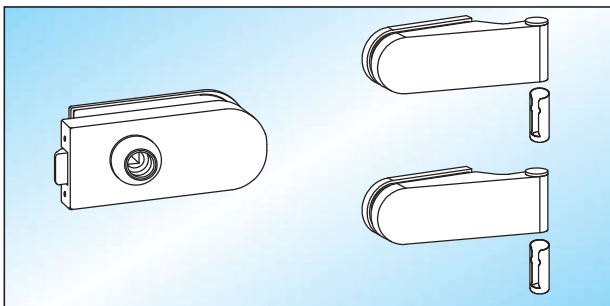
STUDIO - UV
latch lock, non locking
lever handles in rear position, hinges and sleeves

20.100.0500. ____



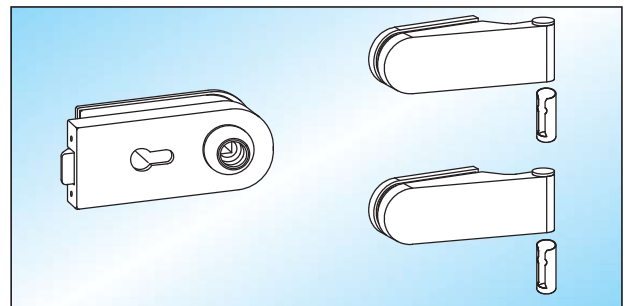
STUDIO - BB
warded lock with 2 keys, hinges and sleeves

20.104.0500. ____



STUDIO - UV
latch lock, non locking
lever handles in forward position, hinges and sleeves

20.102.0500. ____



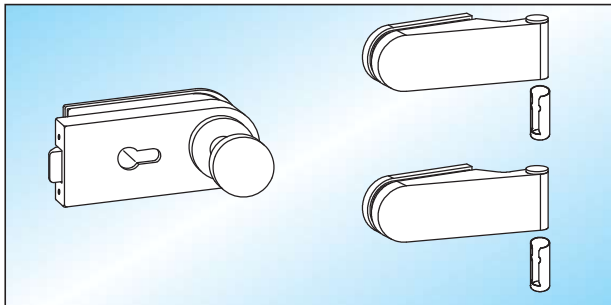
STUDIO - PZ
lock prepared for profile cylinder,
hinges and sleeves

20.106.0500. ____



Locks with hinges / Technical details

- locks with projection guide
- suitable for 8 (10) mm glass / 24 (26) mm frame rebate depth



STUDIO - PZ/W

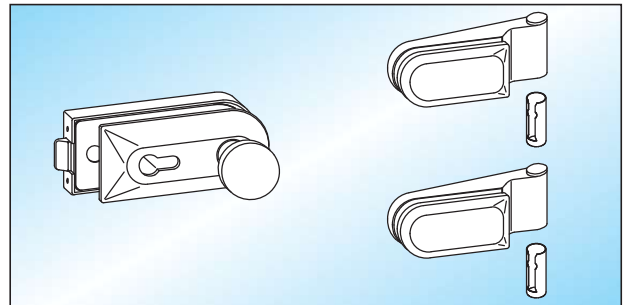
lock prepared for profile cylinder **with fixed knob on lock side**, hinges and sleeves

20.108.0502. ____

- lever handles with shoulder guide
- frame pivots

Page 103 – 111

Page 57 – 59

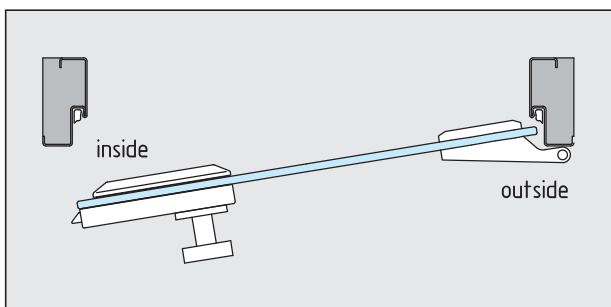


STUDIO - PZ/W

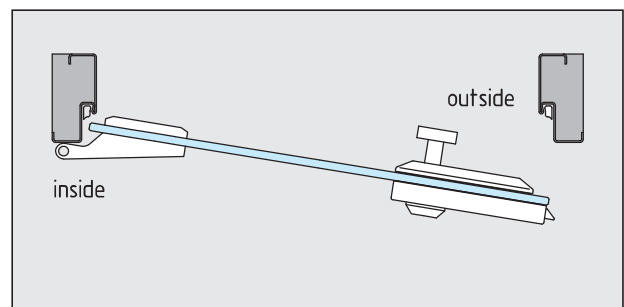
lock prepared for profile cylinder **with fixed knob on counterplate side**, hinges and sleeves

20.110.0501. ____

STUDIO PZ/W-locks with fixed knob



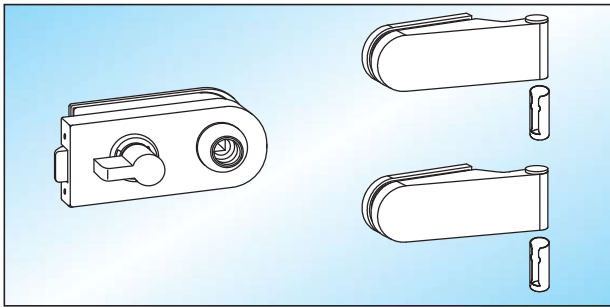
fixed knob on lock side (**outward**)



fixed knob on counterplate side (**inward**)

Locks with hinges / Technical details

- locks with projection guide
- suitable for 8 (10) mm glass / 24 (26) mm frame rebate depth

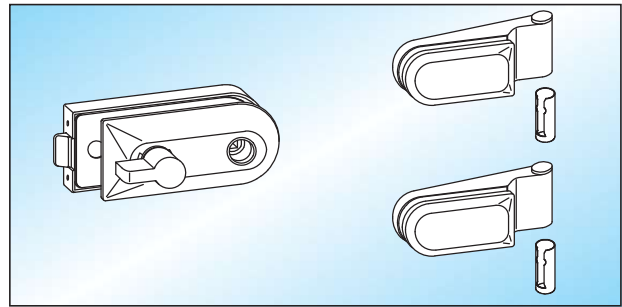


STUDIO - WC
lock with thumb turn on lock side
and "red-white" indicator, hinges and sleeves

| Glass | DIN left inward | DIN right inward |
|-------|------------------|------------------|
| 8 mm | 20.112.0411.____ | 20.112.0421.____ |

- lever handles with shoulder guide
- frame pivots

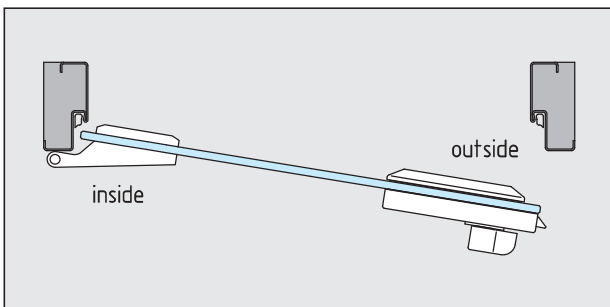
Page 103 – 111
Page 57 – 59



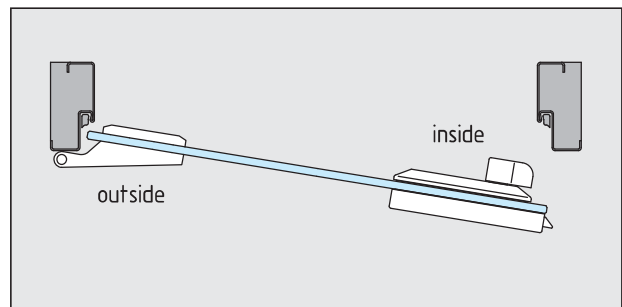
STUDIO - WC
lock with thumb turn on counterplate side
and "red-white" indicator, hinges and sleeves

| Glass | DIN left outward | DIN right outward |
|-------|------------------|-------------------|
| 8 mm | 20.114.0412.____ | 20.114.0422.____ |

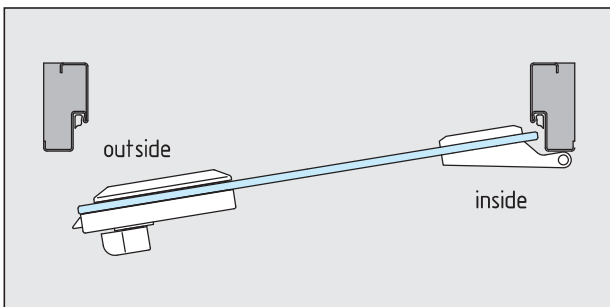
STUDIO WC-locks with thumb turn



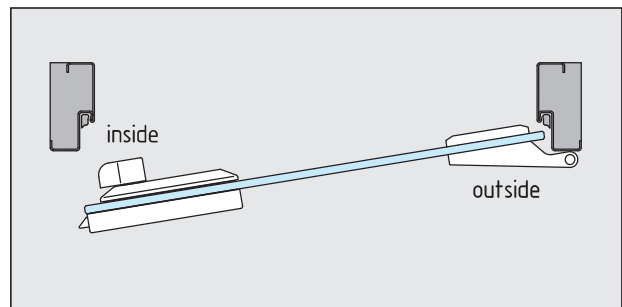
thumb turn on lock side (DIN left inward)



thumb turn on counterplate side (DIN left outward)



thumb turn on lock side (DIN right inward)

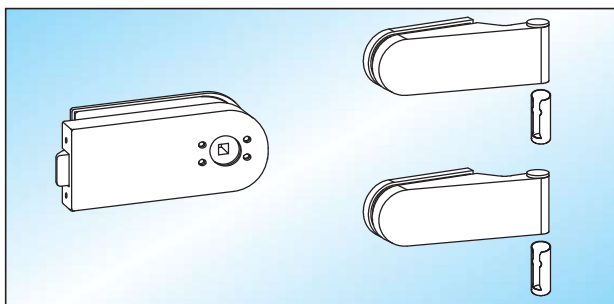


thumb turn on counterplate side (DIN right outward)



Locks with hinges

- locks for lever handles with roses
- suitable for 8 (10) mm glass / 24 (26) mm frame rebate depth



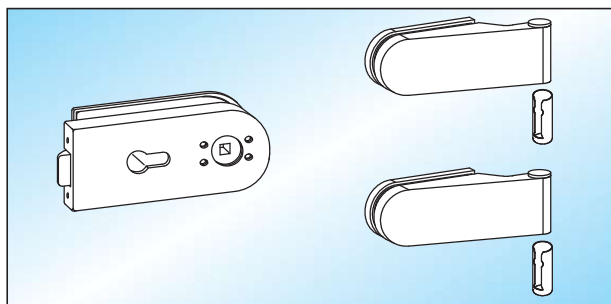
STUDIO - UV

latch lock, non locking, lever handles in rear position, prepared for lever handles with roses, hinges and sleeves

| | |
|--------|------------------|
| WSS | 20.116.0500.____ |
| HEWI | 20.118.0500.____ |
| FSB | 20.120.0500.____ |
| HOPPE | 20.122.0500.____ |
| VIELER | 20.124.0500.____ |

- lever handles with roses
- frame pivots

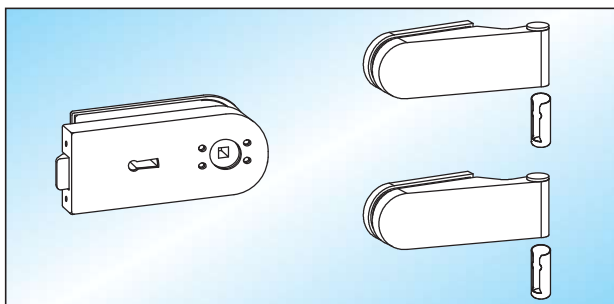
Page 103 – 111
Page 57 – 59



STUDIO - PZ

lock prepared for profile cylinder and lever handles with roses, hinges and sleeves

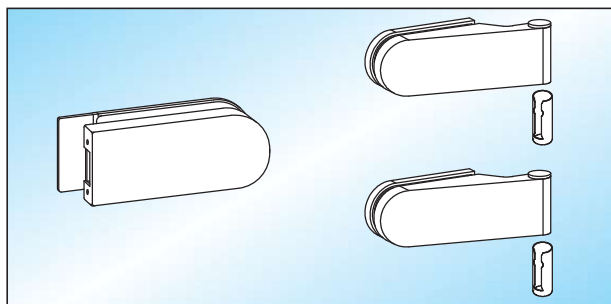
| | |
|--------|------------------|
| WSS | 20.136.0500.____ |
| HEWI | 20.138.0500.____ |
| FSB | 20.140.0500.____ |
| HOPPE | 20.142.0500.____ |
| VIELER | 20.144.0500.____ |



STUDIO - BB

warded lock with 2 keys, prepared for lever handles with roses, hinges and sleeves

| | |
|--------|------------------|
| WSS | 20.126.0500.____ |
| HEWI | 20.128.0500.____ |
| FSB | 20.130.0500.____ |
| HOPPE | 20.132.0500.____ |
| VIELER | 20.134.0500.____ |



STUDIO - GK

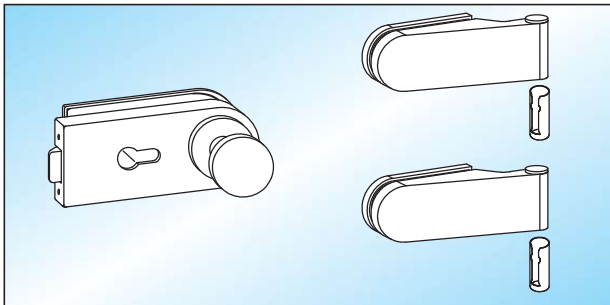
strike box for double-leaf doors, hinges and sleeves

| |
|------------------|
| 20.146.0500.____ |
|------------------|



Locks with hinges

- locks for lever handles with roses
- suitable for 8 (10) mm glass / 24 (26) mm frame rebate depth



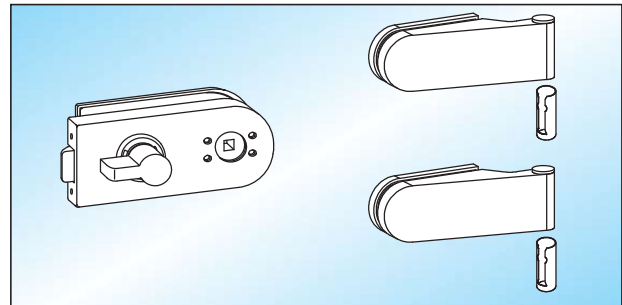
STUDIO - PZ/W

lock prepared for profile cylinder, **with fixed knob on lock side**, prepared for lever handle with rose, hinges and sleeves

| | |
|--------|------------------|
| WSS | 20.148.0502.____ |
| HEWI | 20.150.0502.____ |
| FSB | 20.152.0502.____ |
| HOPPE | 20.154.0502.____ |
| VIELER | 20.156.0502.____ |

- lever handles with roses
- frame pivots

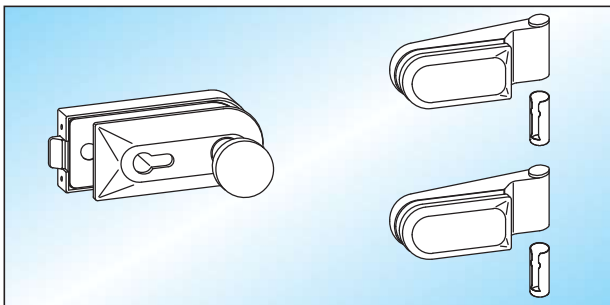
Page 103 – 111
Page 57 – 59



STUDIO - WC

lock **with thumb turn on lock side**, prepared for lever handles with roses, hinges and sleeves

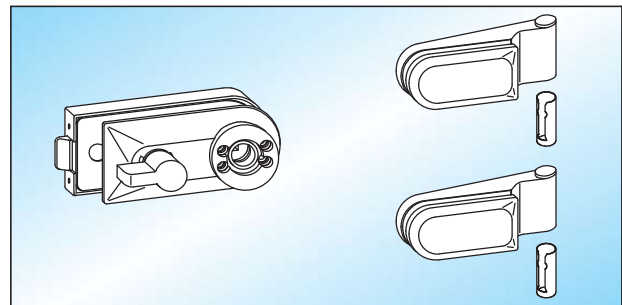
| Glass 8 mm | DIN left inward | DIN right inward |
|------------|------------------|------------------|
| WSS | 20.168.0411.____ | 20.168.0421.____ |
| HEWI | 20.170.0411.____ | 20.170.0421.____ |
| FSB | 20.172.0411.____ | 20.172.0421.____ |
| HOPPE | 20.174.0411.____ | 20.174.0421.____ |
| VIELER | 20.176.0411.____ | 20.176.0421.____ |



STUDIO - PZ/W

lock prepared for profile cylinder, **with fixed knob on counterplate side**, prepared for lever handle with rose, hinges and sleeves

| | |
|--------|------------------|
| WSS | 20.158.0501.____ |
| HEWI | 20.160.0501.____ |
| FSB | 20.162.0501.____ |
| HOPPE | 20.164.0501.____ |
| VIELER | 20.166.0501.____ |



STUDIO - WC

lock **with thumb turn on counterplate side**, prepared for lever handles with roses, hinges and sleeves

| Glass 8 mm | DIN left outward | DIN right outward |
|------------|------------------|-------------------|
| WSS | 20.178.0412.____ | 20.178.0422.____ |
| HEWI | 20.180.0412.____ | 20.180.0422.____ |
| FSB | 20.182.0412.____ | 20.182.0422.____ |
| HOPPE | 20.184.0412.____ | 20.184.0422.____ |
| VIELER | 20.186.0412.____ | 20.186.0422.____ |



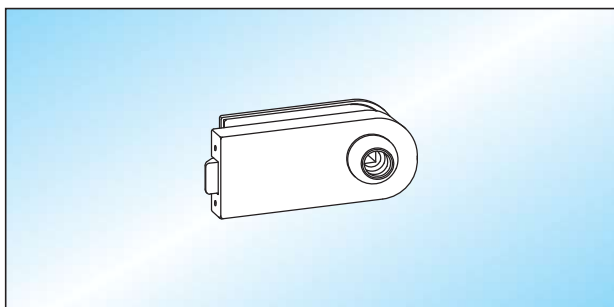
Locks

■ locks with projection guide

■ suitable for 8 (10) mm glass / 24 (26) mm frame rebate depth

■ lever handles with shoulder guide

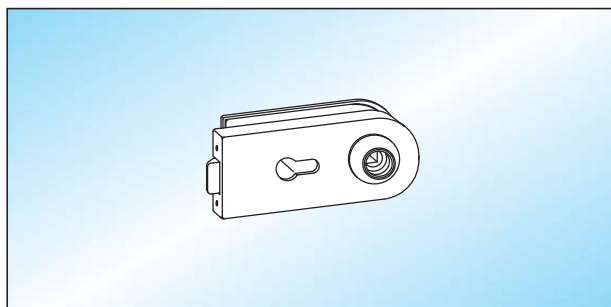
Page 103 – 111



STUDIO - UV

latch lock, non locking,
lever handles in rear position

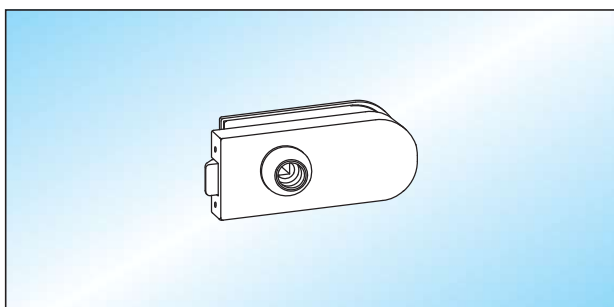
20.200.0500. ____



STUDIO - PZ

lock prepared for profile cylinder

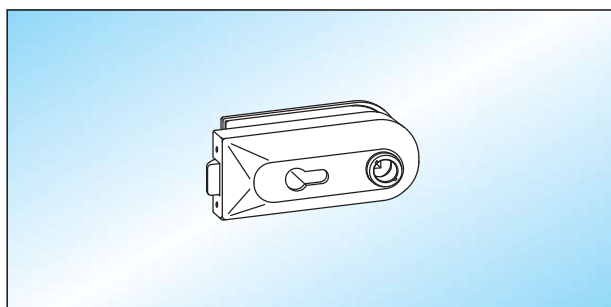
20.206.0500. ____



STUDIO - UV

latch lock, non locking,
lever handles in forward position

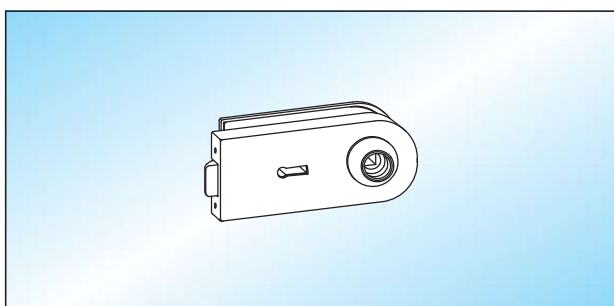
20.202.0500. ____



STUDIO - PZ

lock **with raised cover** for use with 61 mm profile cylinder
(cylinder flush with covers both sides)

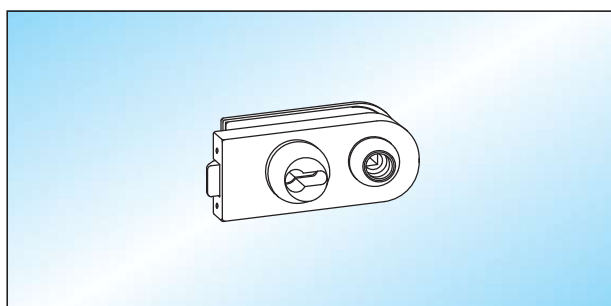
20.208.0500. ____



STUDIO - BB

warded lock with 2 keys

20.204.0500. ____



STUDIO - PZ

lock **with pz-rose** for use with 61 mm profile cylinder
(cylinder flush with covers both sides)

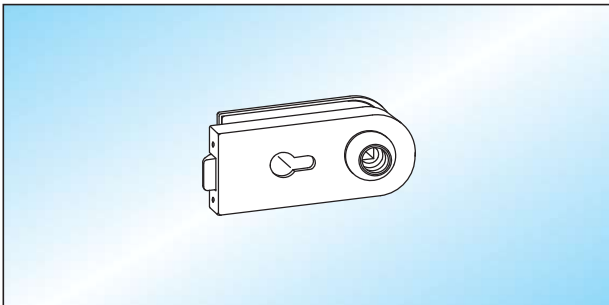
20.210.0500. ____



Locks

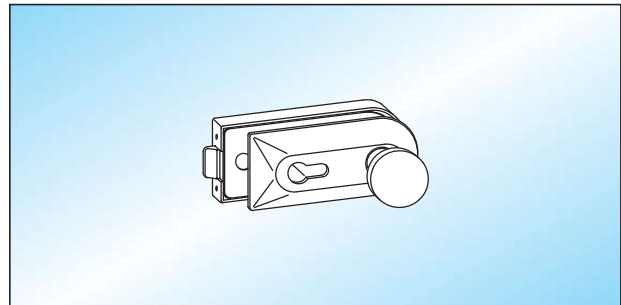
- locks with projection guide
- suitable for 8 (10) mm glass / 24 (26) mm frame rebate depth

- lever handles with shoulder guide
- Page 103 – 111



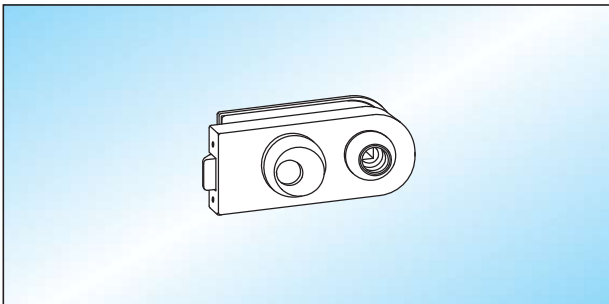
STUDIO - KABA
lock prepared for KABA cylinder

20.212.0500.____



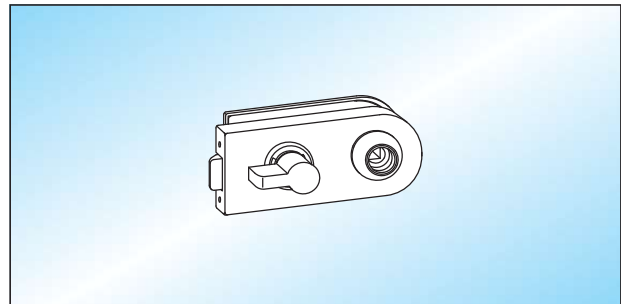
STUDIO - PZ/W
lock prepared for profile cylinder
with fixed knob on counterplate side

20.218.0501.____



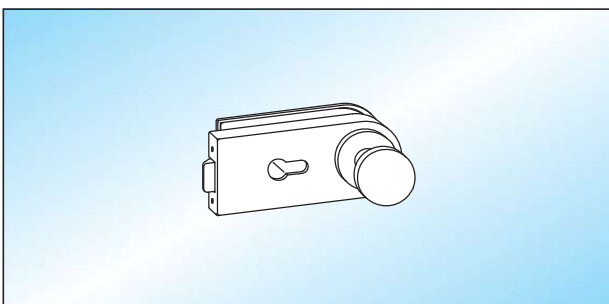
STUDIO - KABA
lock **with KABA-rose** for use with 65 mm profile cylinder
(cylinder flush with covers both sides)

20.214.0500.____



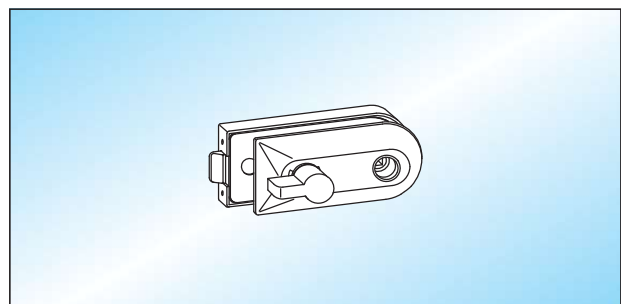
STUDIO - WC
lock **with thumb turn** on lock side
and "red-white" indicator

| Glass | DIN left inward | DIN right inward |
|-------|------------------|------------------|
| 8 mm | 20.220.0411.____ | 20.220.0421.____ |



STUDIO - PZ/W
lock prepared for profile cylinder
with fixed knob on lock side

20.216.0502.____



STUDIO - WC
lock **with thumb turn** on counterplate side
and "red-white" indicator

| Glass | DIN left outward | DIN right outward |
|-------|------------------|-------------------|
| 8 mm | 20.222.0412.____ | 20.222.0422.____ |





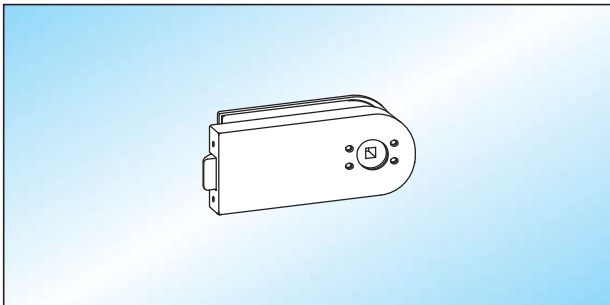
Locks

■ locks for lever handles with roses

■ suitable for 8 (10) mm glass / 24 (26) mm frame rebate depth

■ lever handles with roses

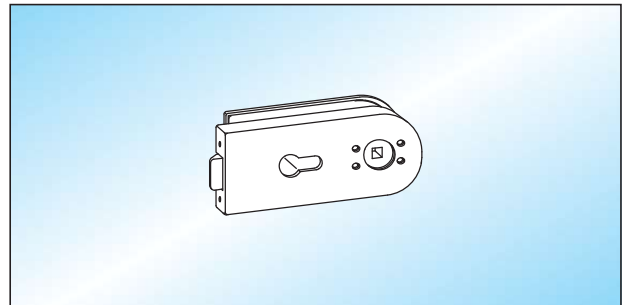
Page 103 – 111



STUDIO - UV

latch lock, non locking, lever handles in rear position
prepared for lever handles with roses

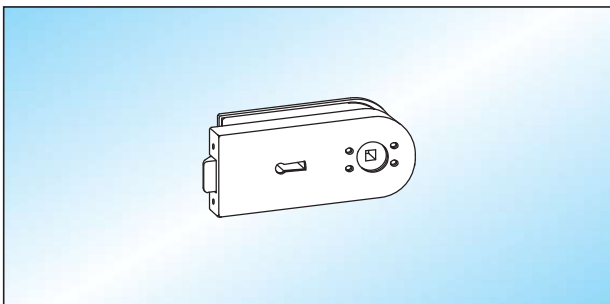
| | |
|--------|------------------|
| WSS | 20.224.0500.____ |
| HEWI | 20.226.0500.____ |
| FSB | 20.228.0500.____ |
| HOPPE | 20.230.0500.____ |
| VIELER | 20.232.0500.____ |



STUDIO - PZ

lock prepared for profile cylinder
and lever handles with roses

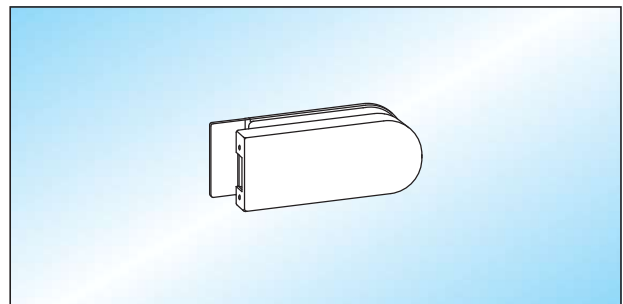
| | |
|--------|------------------|
| WSS | 20.244.0500.____ |
| HEWI | 20.246.0500.____ |
| FSB | 20.248.0500.____ |
| HOPPE | 20.250.0500.____ |
| VIELER | 20.252.0500.____ |



STUDIO - BB

warded lock with 2 keys
prepared for lever handles with roses

| | |
|--------|------------------|
| WSS | 20.234.0500.____ |
| HEWI | 20.236.0500.____ |
| FSB | 20.238.0500.____ |
| HOPPE | 20.240.0500.____ |
| VIELER | 20.242.0500.____ |



STUDIO - GK

strike box for double-leaf doors

| | |
|--|------------------|
| | 20.254.0500.____ |
|--|------------------|

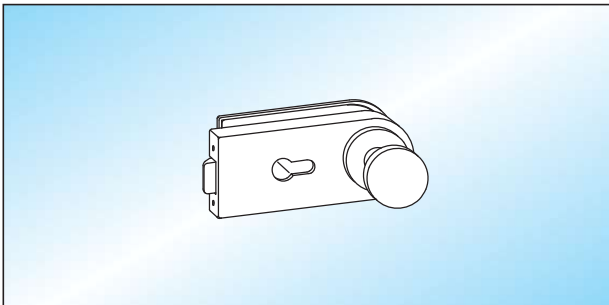


Locks

- locks for lever handles with roses
- suitable for 8 (10) mm glass / 24 (26) mm frame rebate depth

- lever handles with roses

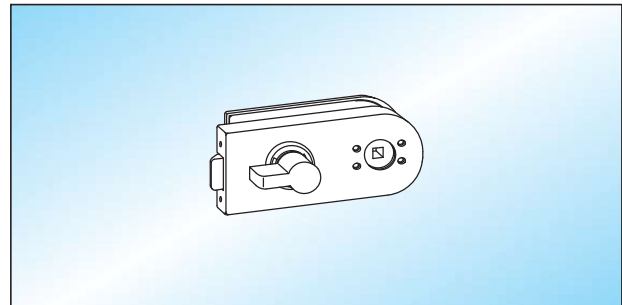
Page 103 – 111



STUDIO - PZ/W

lock prepared for profile cylinder, **with fixed knob on lock side**, prepared for lever handle with rose

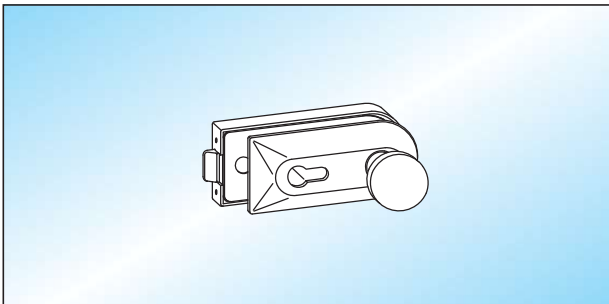
| | |
|--------|------------------|
| WSS | 20.256.0502.____ |
| HEWI | 20.258.0502.____ |
| FSB | 20.260.0502.____ |
| HOPPE | 20.262.0502.____ |
| VIELER | 20.264.0502.____ |



STUDIO - WC

lock **with thumb turn on lock side**, prepared for lever handles with roses

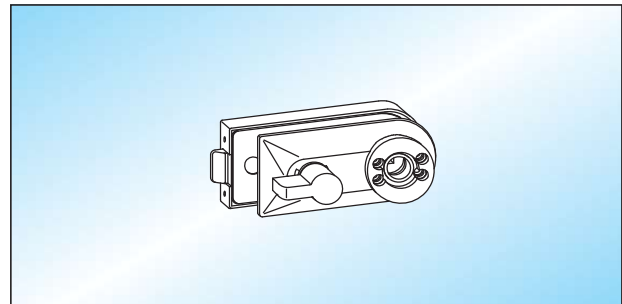
| Glass 8 mm | DIN left inward | DIN right inward |
|------------|------------------|------------------|
| WSS | 20.276.0411.____ | 20.276.0421.____ |
| HEWI | 20.278.0411.____ | 20.278.0421.____ |
| FSB | 20.280.0411.____ | 20.280.0421.____ |
| HOPPE | 20.282.0411.____ | 20.282.0421.____ |
| VIELER | 20.284.0411.____ | 20.284.0421.____ |



STUDIO - PZ/W

lock prepared for profile cylinder, **with fixed knob on counterplate side**, prepared for lever handle with rose

| | |
|--------|------------------|
| WSS | 20.266.0501.____ |
| HEWI | 20.268.0501.____ |
| FSB | 20.270.0501.____ |
| HOPPE | 20.272.0501.____ |
| VIELER | 20.274.0501.____ |



STUDIO - WC

lock **with thumb turn on counterplate side**, prepared for lever handles with roses

| Glass 8 mm | DIN left outward | DIN right outward |
|------------|------------------|-------------------|
| WSS | 20.286.0412.____ | 20.286.0422.____ |
| HEWI | 20.288.0412.____ | 20.288.0422.____ |
| FSB | 20.290.0412.____ | 20.290.0422.____ |
| HOPPE | 20.292.0412.____ | 20.292.0422.____ |
| VIELER | 20.294.0412.____ | 20.294.0422.____ |

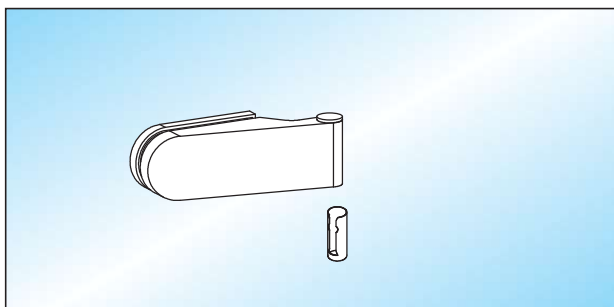


Hinges

■ suitable for 8 (10) mm glass / 24 (26) - 45 mm frame rebate depth

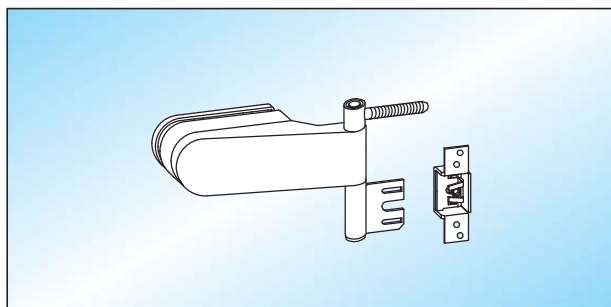
■ frame pivots

Page 57 – 59



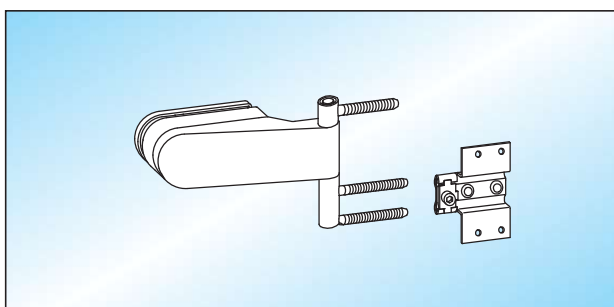
STUDIO - Hinge / 24 (26) mm frame rebate depth
hinge with sleeve

| Glass | frame rebate depth | |
|-----------|--------------------|------------------|
| 8 (10) mm | 24 (26) mm | 20.300.0500.____ |



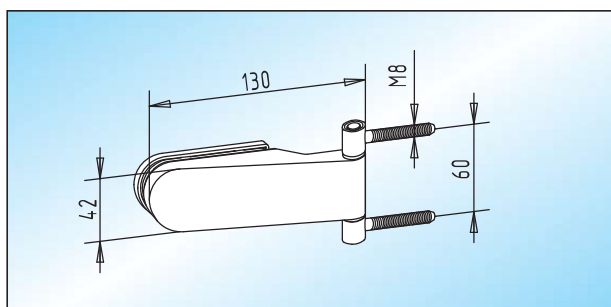
STUDIO - Hinge / 25 (27) - 45 mm frame rebate depth
hinge with sleeve and accessories for metal frame
Please specify frame rebate depth!

| Glass | frame rebate depth | |
|-----------|--------------------|------------------|
| 8 (10) mm | 25 (27) - 40 mm | 20.306.0500.____ |
| 8 (10) mm | 41 - 45 mm | 20.308.0500.____ |



STUDIO - Hinge / 25 (27) - 45 mm frame rebate depth
hinge with sleeve and accessories for timber frame
Please specify frame rebate depth!

| Glass | frame rebate depth | |
|-----------|--------------------|------------------|
| 8 (10) mm | 25 (27) - 40 mm | 20.302.0500.____ |
| 8 (10) mm | 41 - 45 mm | 20.304.0500.____ |



STUDIO - Hinge
hinge with frame pivots to fix on timber block frames

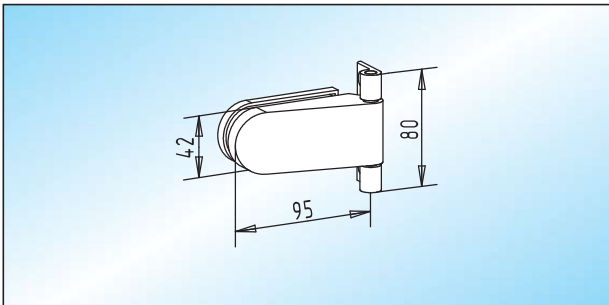
| Glass | frame rebate depth | |
|-----------|--------------------|------------------|
| 8 (10) mm | 24 (26) mm | 20.310.0500.____ |





Hinges

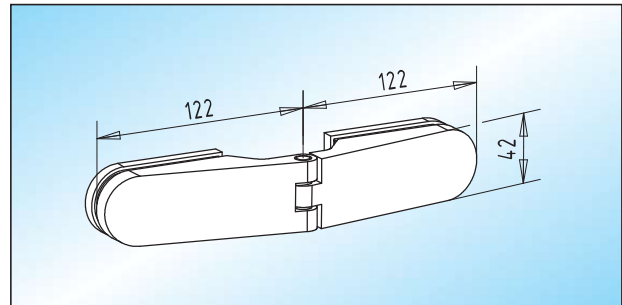
■ suitable for 8 - 10 mm glass



STUDIO - Hinge

hinge with frame pivot to screw on **metal frames**
Available in aluminium! / Glass preparation: page 61

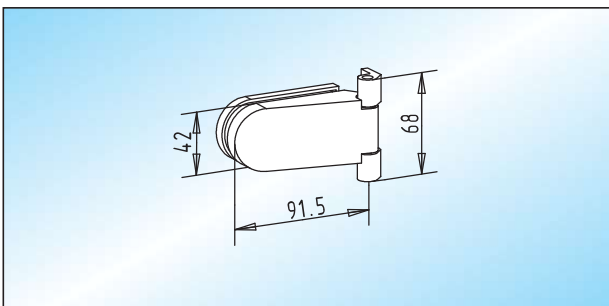
20.312.0500.____



STUDIO - Hinge / glass-glass

hinge for assembly on glass sidepanels
Glass preparation: page 61

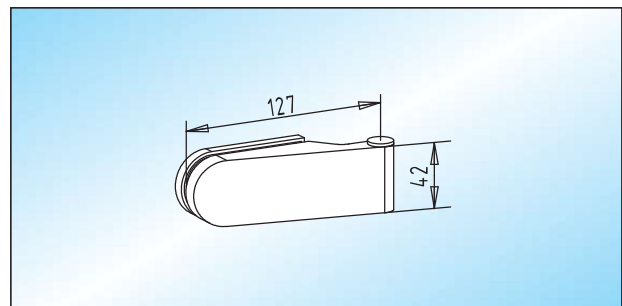
20.318.0500.____



STUDIO - Hinge

hinge with frame pivot to screw on **metal and timber frames**. Available in aluminium!
Glass preparation: page 61

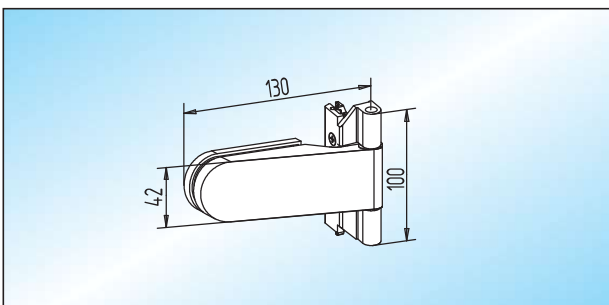
20.314.0500.____



STUDIO - Hinge / Austria

hinge with sleeve for standard frames in Austria
max. 42 kg door weight
Available in aluminium!

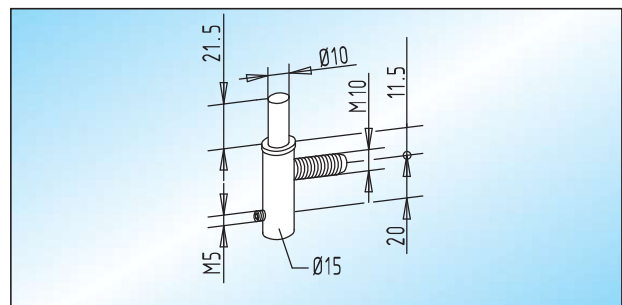
20.320.0500.____



STUDIO - Hinge / C-channels

hinge with clamping frame pivot to fix on profiles with C-channels. Available in aluminium!

20.316.0500.____



STUDIO - Frame pivot / Austria

galvanized frame pivot for standard metal frames in Austria
max. 42 kg door weight

20.322.0000.010

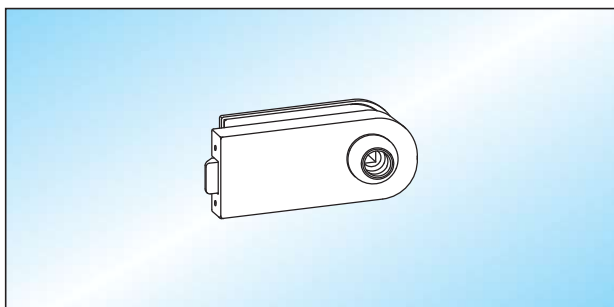




Fittings for high humidity environments (HHE)

- corrosion-resistant locks with projection guide
- for use in "HHE" (not for thermal spa)

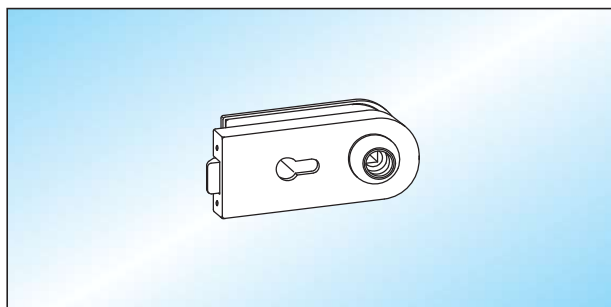
- suitable for 8 (10) mm glass / 24 (26) mm frame rebate depth



STUDIO - UV

latch lock, non locking, **lever handles in rear position**
with corrosion-resistant insert

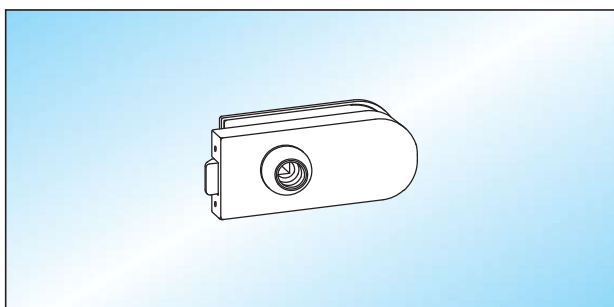
20.400.0500. ____



STUDIO - PZ

lock prepared for profile cylinder
with corrosion-resistant insert

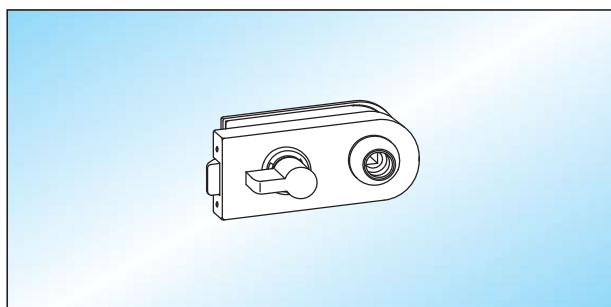
20.406.0500. ____



STUDIO - UV

latch lock, non locking, **lever handles in forward position**
with corrosion-resistant insert

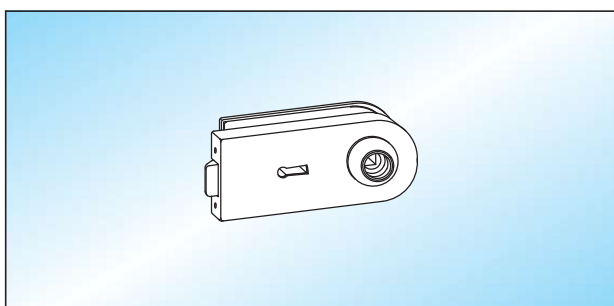
20.402.0500. ____



STUDIO - WC

lock **with thumb turn on lock side**
and "red-white" indicator, with corrosion-resistant insert

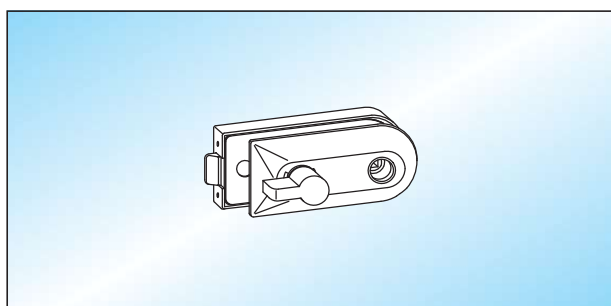
| Glass | DIN left inward | DIN right inward |
|-------|-------------------|-------------------|
| 8 mm | 20.408.0411. ____ | 20.408.0421. ____ |



STUDIO - BB

warded lock with 2 keys
with corrosion-resistant insert

20.404.0500. ____



STUDIO - WC

lock **with thumb turn on counterplate side**
and "red-white" indicator, with corrosion-resistant insert

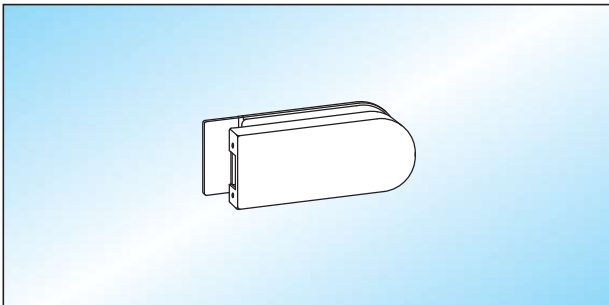
| Glass | DIN left outward | DIN right outward |
|-------|-------------------|-------------------|
| 8 mm | 20.410.0412. ____ | 20.410.0422. ____ |



Fittings for high humidity environments (HHE)

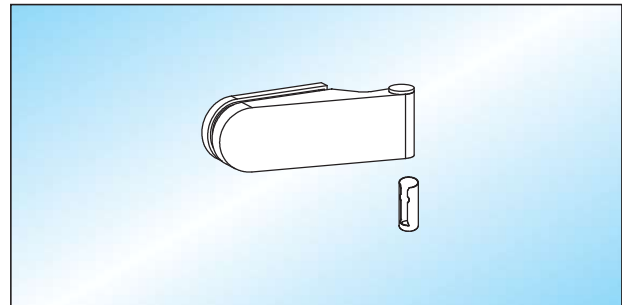
- corrosion-resistant version
- for use in "HHE" (not for thermal spa)

- suitable for 8 (10) mm glass / 24 (26) mm frame rebate depth



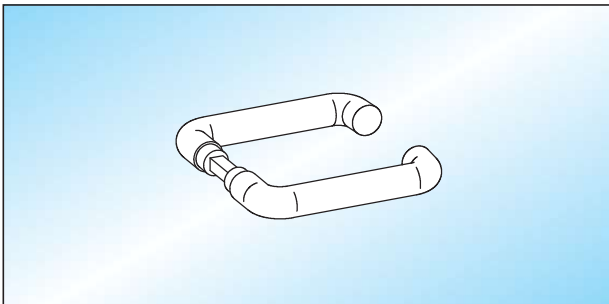
STUDIO - GK
strike box for double-leaf doors
with corrosion-resistant insert

20.412.0500.____



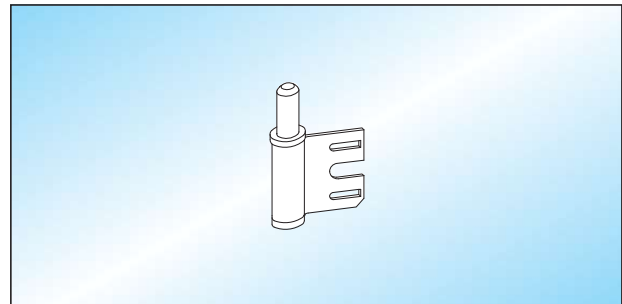
STUDIO - Hinge
hinge with aluminium clamping plate and sleeve

20.418.0500.____



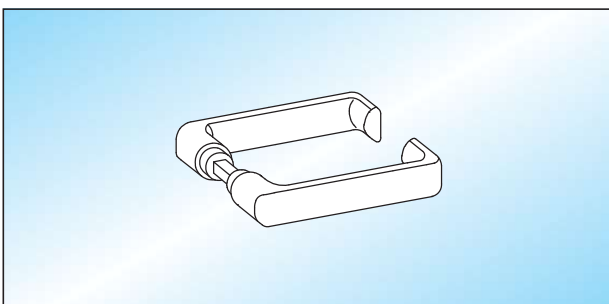
Lever handles
lever handles / round form
with stainless steel square pin

20.414.0000.____



STUDIO - Frame pivot
stainless steel frame pivot for metal frames

20.420.0000.405



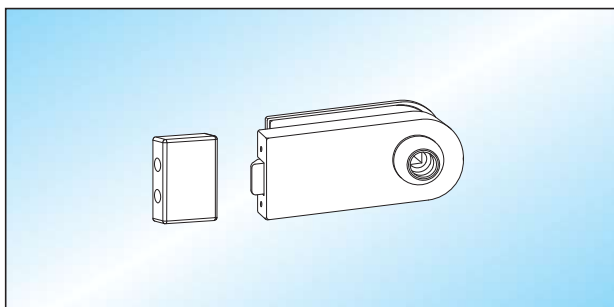
Lever handles
lever handles / flat form
with stainless steel square pin

20.416.0000.____



Fittings for aluminium profile system

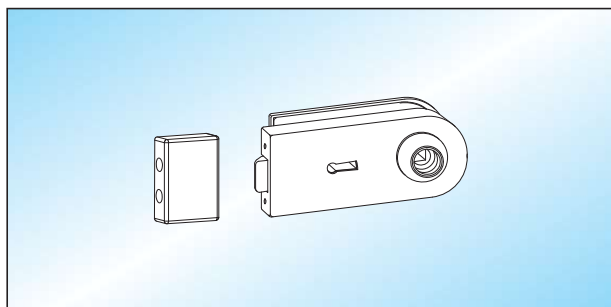
- locks with projection guide and strike box
- suitable for 8 mm glass



STUDIO - UV

latch lock, non locking, **lever handles in rear position**
with strike box to fix on frame

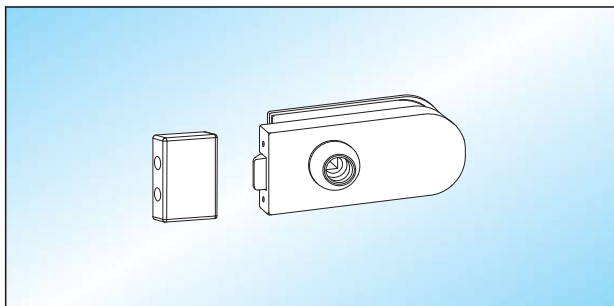
20.450.0400.____



STUDIO - BB

warded lock with 2 keys,
with strike box to fix on frame

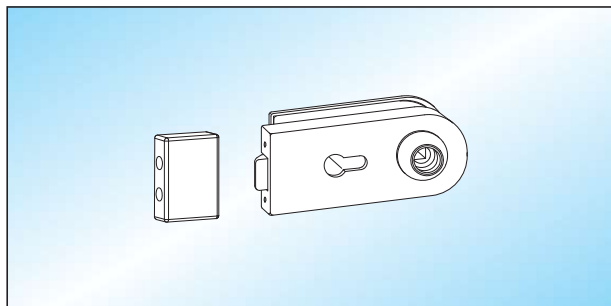
20.454.0400.____



STUDIO - UV

latch lock, non locking, **lever handles in forward position**
with strike box to fix on frame

20.452.0400.____



STUDIO - PZ

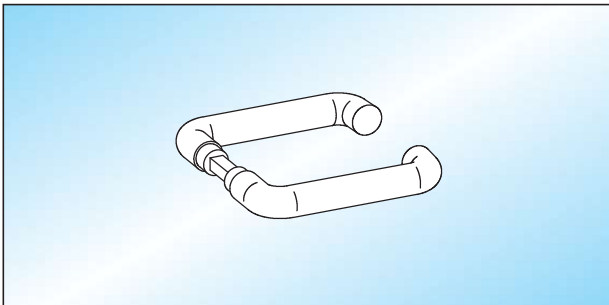
lock prepared for profile cylinder,
with strike box to fix on frame

20.456.0400.____



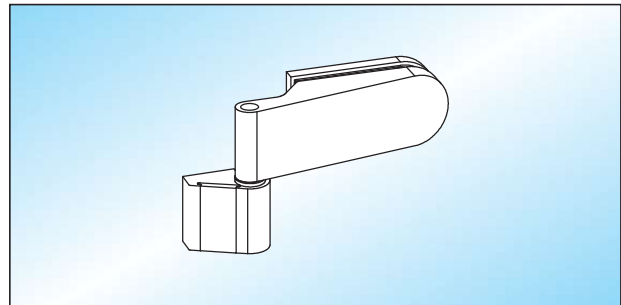
Fittings for aluminium profile system

- lever handles and hinges
- suitable for 8 mm glass



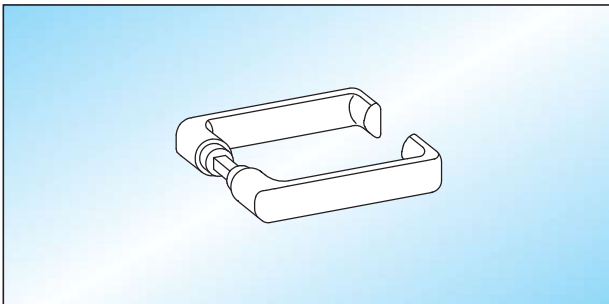
Lever handles
lever handles / round form

22.100.0000.____



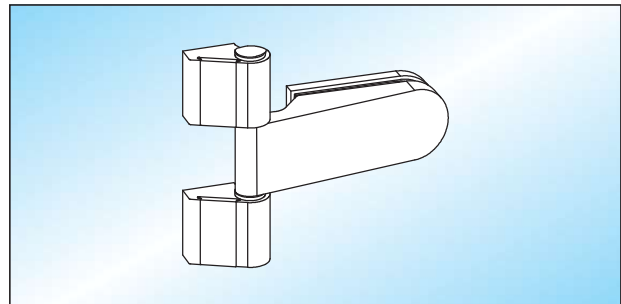
STUDIO - Two-piece hinge
two-piece hinge with frame pivot

20.458.0400.____



Lever handles
lever handles / flat form

22.104.0000.____




STUDIO - Three-piece hinge
three-piece hinge with frame pivots

20.460.0400.____



STUDIO - Private Line

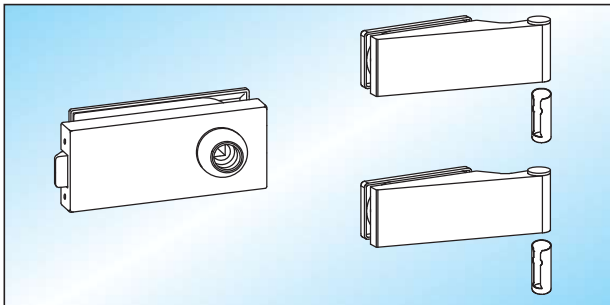
1





Locks with hinges

- locks with projection guide
- suitable for 8 (10) mm glass / 24 (26) mm frame rebate depth



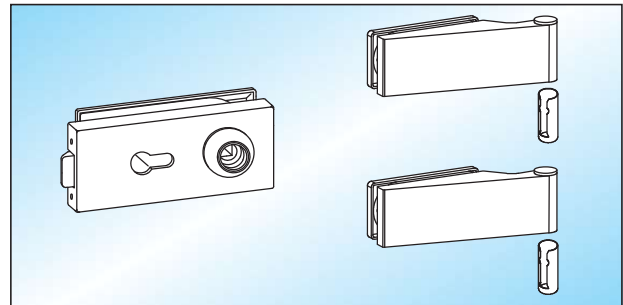
STUDIO - UV
latch lock, non locking,
lever handles in rear position, hinges and sleeves

20.500.0500. ____

- lever handles with shoulder guide
- frame pivots

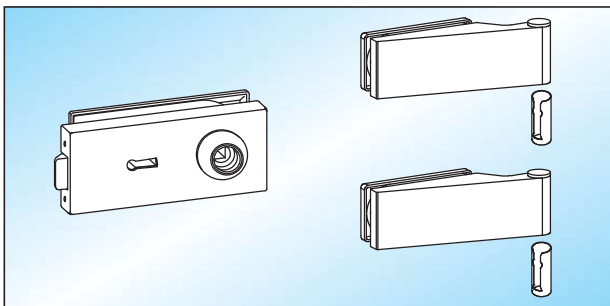
Page 103 – 111

Page 57 – 59



STUDIO - PZ
lock prepared for profile cylinder,
hinges and sleeves

20.506.0500. ____



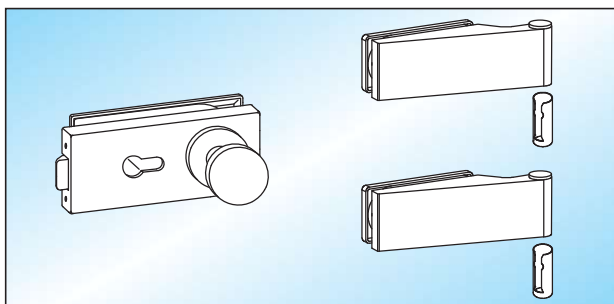
STUDIO - BB
warded lock with 2 keys, hinges and sleeves

20.504.0500. ____



Locks with hinges / Technical details

- locks with projection guide
- suitable for 8 (10) mm glass / 24 (26) mm frame rebate depth



STUDIO - PZ/W

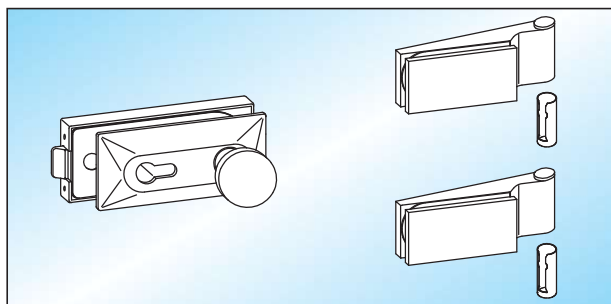
lock prepared for profile cylinder with fixed knob
on lock side, hinges and sleeves

20.508.0502.____

- lever handles with shoulder guide
- frame pivots

Page 103 – 111

Page 57 – 59

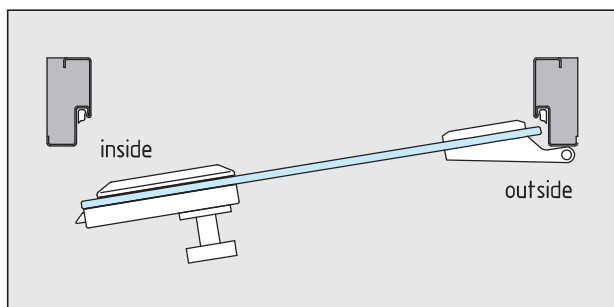


STUDIO - PZ/W

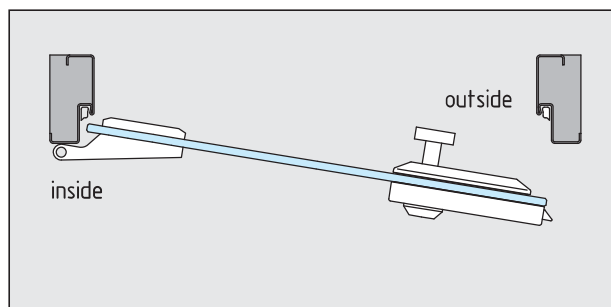
lock prepared for profile cylinder with fixed knob
on counterplate side, hinges and sleeves

20.510.0501.____

STUDIO PZ/W-locks with fixed knob



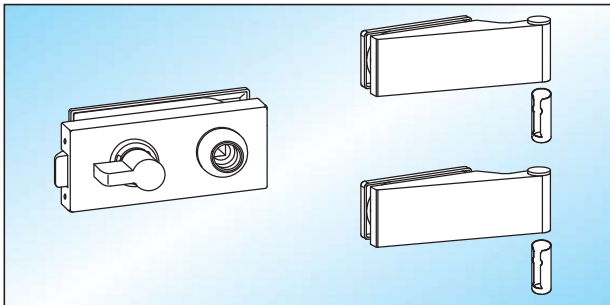
fixed knob on lock side (**outward**)



fixed knob on counterplate side (**inward**)

Locks with hinges / Technical details

- locks with projection guide
- suitable for 8 (10) mm glass / 24 (26) mm frame rebate depth

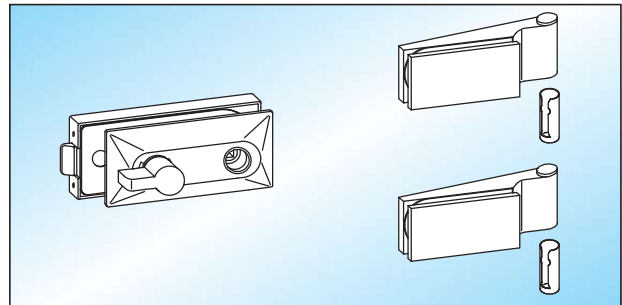


STUDIO - WC
lock with thumb turn on lock side
and "red-white" indicator, hinges and sleeves

| Glass | DIN left inward | DIN right inward |
|-------|------------------|------------------|
| 8 mm | 20.512.0411.____ | 20.512.0421.____ |

- lever handles with shoulder guide
- frame pivots

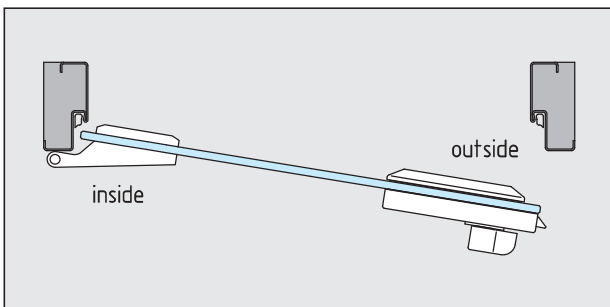
Page 103 – 111
Page 57 – 59



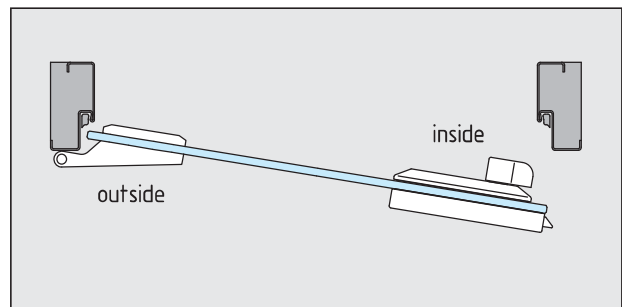
STUDIO - WC
lock with thumb turn on counterplate side
and "red-white" indicator, hinges and sleeves

| Glass | DIN left outward | DIN right outward |
|-------|------------------|-------------------|
| 8 mm | 20.514.0412.____ | 20.514.0422.____ |

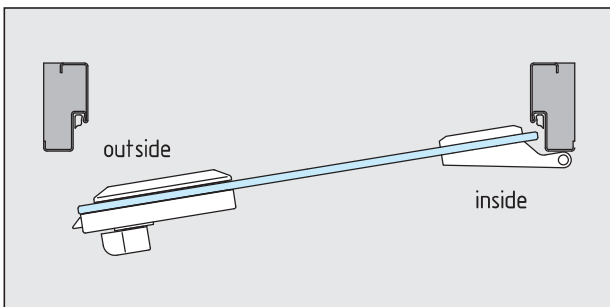
STUDIO WC-locks with thumb turn



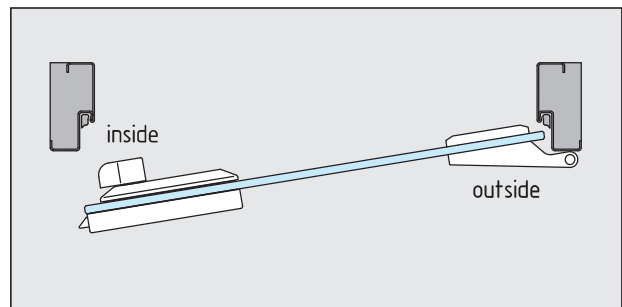
thumb turn on lock side (DIN left inward)



thumb turn on counterplate side (DIN left outward)



thumb turn on lock side (DIN right inward)

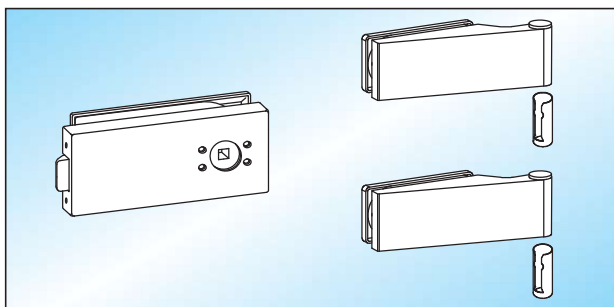


thumb turn on counterplate side (DIN right outward)



Locks with hinges

- locks for lever handles with roses
- suitable for 8 (10) mm glass / 24 (26) mm frame rebate depth



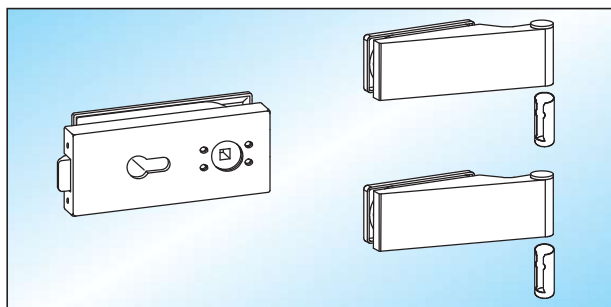
STUDIO - UV

latch lock, non locking, lever handles in rear position, prepared for lever handles with roses, hinges and sleeves

| | |
|--------|------------------|
| WSS | 20.516.0500.____ |
| HEWI | 20.518.0500.____ |
| FSB | 20.520.0500.____ |
| HOPPE | 20.522.0500.____ |
| VIELER | 20.524.0500.____ |

- lever handles with roses
- frame pivots

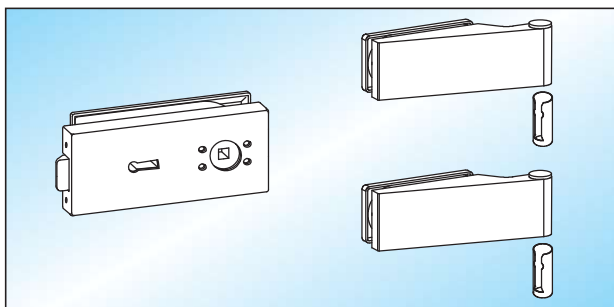
Page 103 – 111
Page 57 – 59



STUDIO - PZ

lock prepared for profile cylinder and lever handles with roses, hinges and sleeves

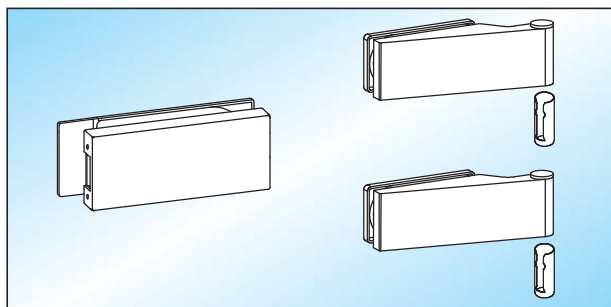
| | |
|--------|------------------|
| WSS | 20.536.0500.____ |
| HEWI | 20.538.0500.____ |
| FSB | 20.540.0500.____ |
| HOPPE | 20.542.0500.____ |
| VIELER | 20.544.0500.____ |



STUDIO - BB

warded lock with 2 keys, prepared for lever handles with roses, hinges and sleeves

| | |
|--------|------------------|
| WSS | 20.526.0500.____ |
| HEWI | 20.528.0500.____ |
| FSB | 20.530.0500.____ |
| HOPPE | 20.532.0500.____ |
| VIELER | 20.534.0500.____ |



STUDIO - GK

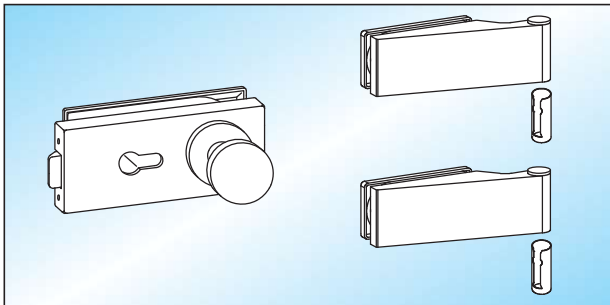
strike box for double-leaf doors, hinges and sleeves

| |
|------------------|
| 20.546.0500.____ |
|------------------|



Locks with hinges

- locks for lever handles with roses
- suitable for 8 (10) mm glass / 24 (26) mm frame rebate depth



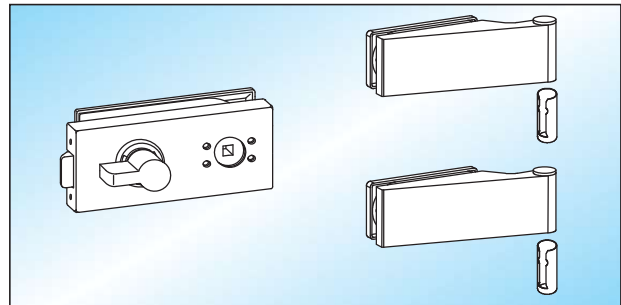
STUDIO - PZ/W

lock prepared for profile cylinder, **with fixed knob on lock side**, prepared for lever handle with rose, hinges and sleeves

| | |
|--------|------------------|
| WSS | 20.548.0502.____ |
| HEWI | 20.550.0502.____ |
| FSB | 20.552.0502.____ |
| HOPPE | 20.554.0502.____ |
| VIELER | 20.556.0502.____ |

- lever handles with roses
- frame pivots

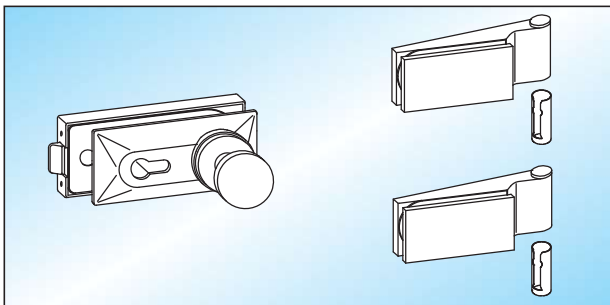
Page 103 – 111
Page 57 – 59



STUDIO - WC

lock **with thumb turn on lock side**, prepared for lever handles with roses, hinges and sleeves

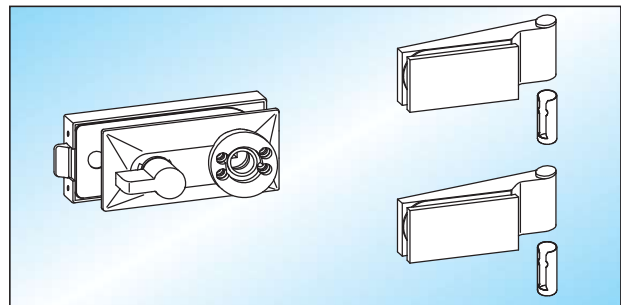
| Glass 8 mm | DIN left inward | DIN right inward |
|------------|------------------|------------------|
| WSS | 20.568.0411.____ | 20.568.0421.____ |
| HEWI | 20.570.0411.____ | 20.570.0421.____ |
| FSB | 20.572.0411.____ | 20.572.0421.____ |
| HOPPE | 20.574.0411.____ | 20.574.0421.____ |
| VIELER | 20.576.0411.____ | 20.576.0421.____ |



STUDIO - PZ/W

lock prepared for profile cylinder, **with fixed knob on counterplate side**, prepared for lever handle with rose, hinges and sleeves

| | |
|--------|------------------|
| WSS | 20.558.0501.____ |
| HEWI | 20.560.0501.____ |
| FSB | 20.562.0501.____ |
| HOPPE | 20.564.0501.____ |
| VIELER | 20.566.0501.____ |



STUDIO - WC

lock **with thumb turn on counterplate side**, prepared for lever handles with roses, hinges and sleeves

| Glass 8 mm | DIN left outward | DIN right outward |
|------------|------------------|-------------------|
| WSS | 20.578.0412.____ | 20.578.0422.____ |
| HEWI | 20.580.0412.____ | 20.580.0422.____ |
| FSB | 20.582.0412.____ | 20.582.0422.____ |
| HOPPE | 20.584.0412.____ | 20.584.0422.____ |
| VIELER | 20.586.0412.____ | 20.586.0422.____ |



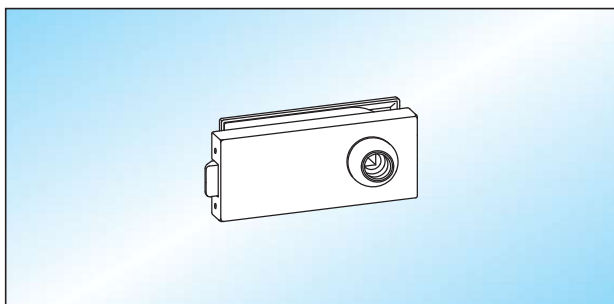
Locks

■ locks with projection guide

- suitable for 8 (10) mm glass / 24 (26) mm frame rebate depth

■ lever handles with shoulder guide

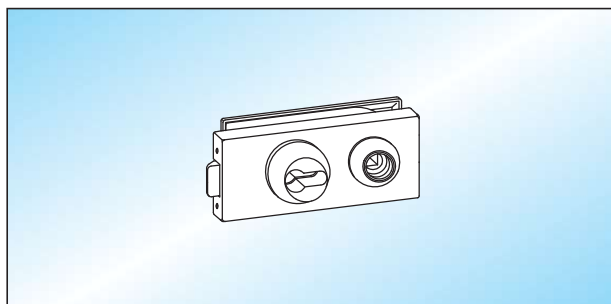
Page 103 – 111



STUDIO - UV

latch lock, non locking, lever handles in rear position

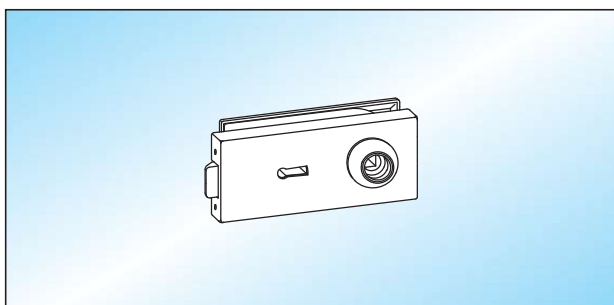
20.600.0500. ____



STUDIO - PZ

lock **with pz-rose** for use with 61 mm profile cylinder (cylinder flush with covers both sides)

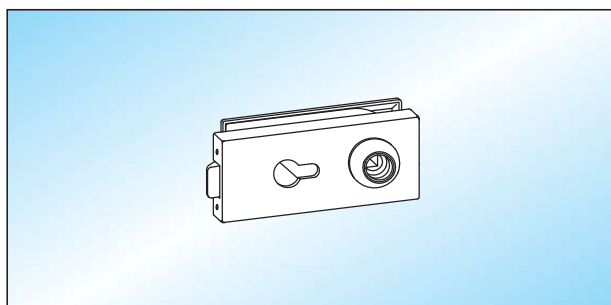
20.610.0500. ____



STUDIO - BB

warded lock with 2 keys

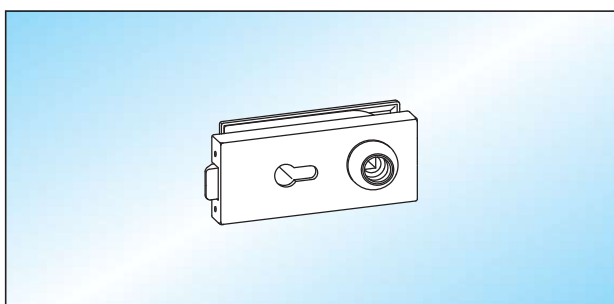
20.604.0500. ____



STUDIO - KABA

lock prepared for KABA cylinder

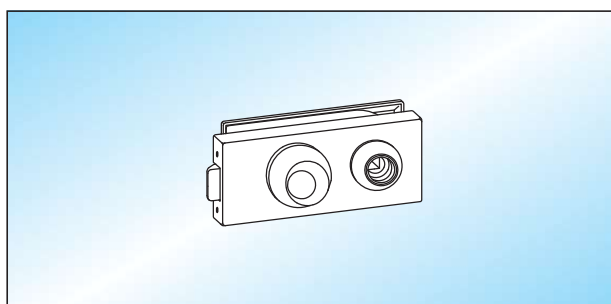
20.612.0500. ____



STUDIO - PZ

lock prepared for profile cylinder

20.606.0500. ____



STUDIO - KABA

lock **with KABA-rose** for use with 65 mm profile cylinder (cylinder flush with covers both sides)

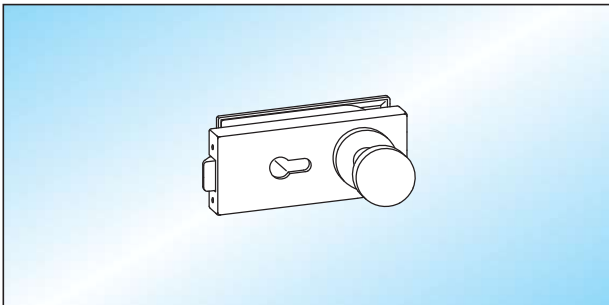
20.614.0500. ____



Locks

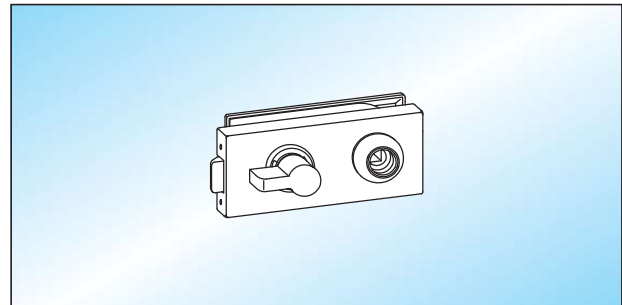
- locks with projection guide
- suitable for 8 (10) mm glass / 24 (26) mm frame rebate depth

- lever handles with shoulder guide
- Page 103 – 111



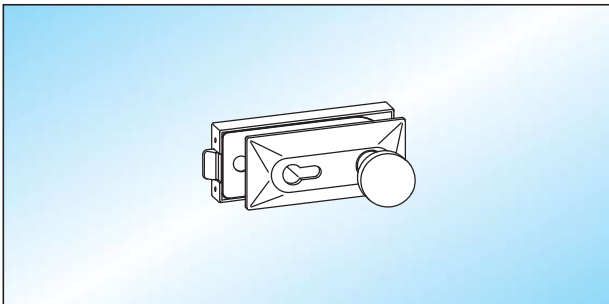
STUDIO - PZ/W
lock prepared for profile cylinder
with fixed knob on lock side

20.616.0502.____



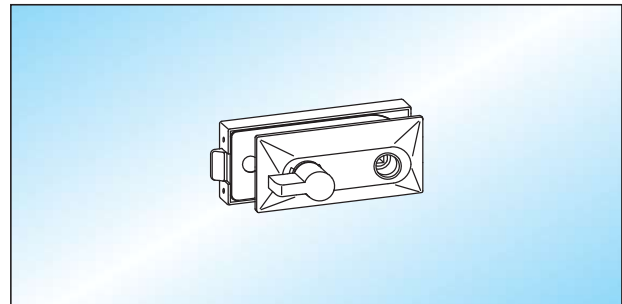
STUDIO - WC
lock with thumb turn on lock side
and "red-white" indicator

| Glass | DIN left inward | DIN right inward |
|-------|------------------|------------------|
| 8 mm | 20.620.0411.____ | 20.620.0421.____ |



STUDIO - PZ/W
lock prepared for profile cylinder
with fixed knob on counterplate side

20.618.0501.____



STUDIO - WC
lock with thumb turn on counterplate side
and "red-white" indicator

| Glass | DIN left outward | DIN right outward |
|-------|------------------|-------------------|
| 8 mm | 20.622.0412.____ | 20.622.0422.____ |





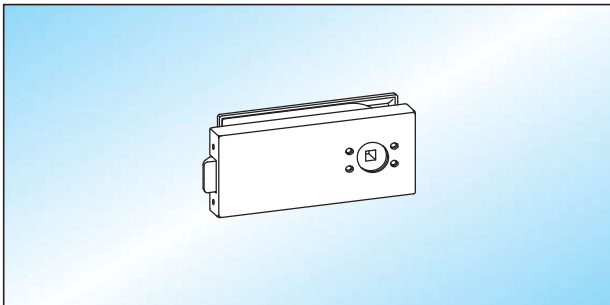
Locks

■ locks for lever handles with roses

- suitable for 8 (10) mm glass / 24 (26) mm frame rebate depth

■ lever handles with roses

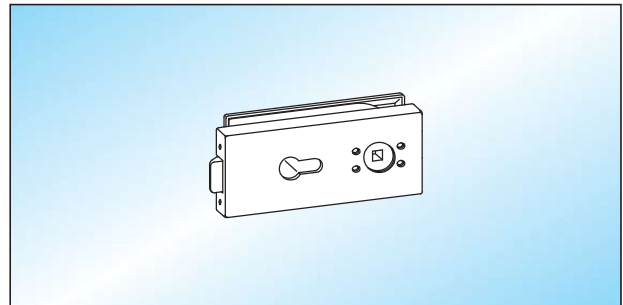
Page 103 – 111



STUDIO - UV

latch lock, non locking, lever handles in rear position,
prepared for lever handles with roses

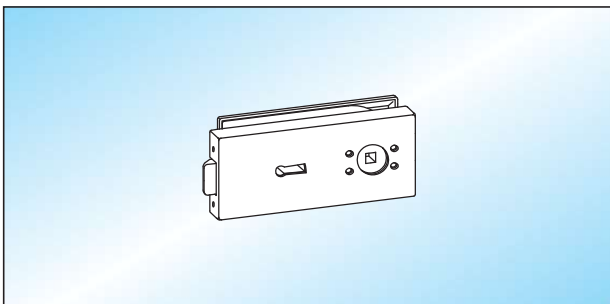
| | |
|--------|------------------|
| WSS | 20.624.0500.____ |
| HEWI | 20.626.0500.____ |
| FSB | 20.628.0500.____ |
| HOPPE | 20.630.0500.____ |
| VIELER | 20.632.0500.____ |



STUDIO - PZ

lock prepared for profile cylinder
and lever handles with roses

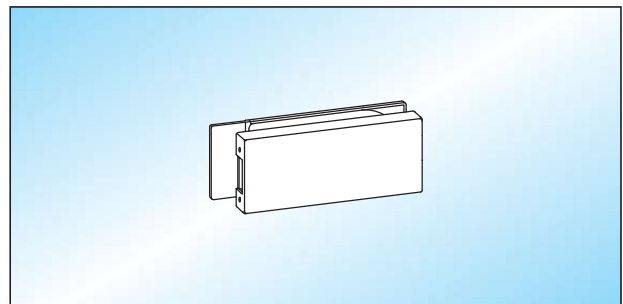
| | |
|--------|------------------|
| WSS | 20.644.0500.____ |
| HEWI | 20.646.0500.____ |
| FSB | 20.648.0500.____ |
| HOPPE | 20.650.0500.____ |
| VIELER | 20.652.0500.____ |



STUDIO - BB

warded lock with 2 keys
prepared for lever handles with roses

| | |
|--------|------------------|
| WSS | 20.634.0500.____ |
| HEWI | 20.636.0500.____ |
| FSB | 20.638.0500.____ |
| HOPPE | 20.640.0500.____ |
| VIELER | 20.642.0500.____ |



STUDIO - GK

strike box for double-leaf doors

| | |
|--|------------------|
| | 20.654.0500.____ |
|--|------------------|

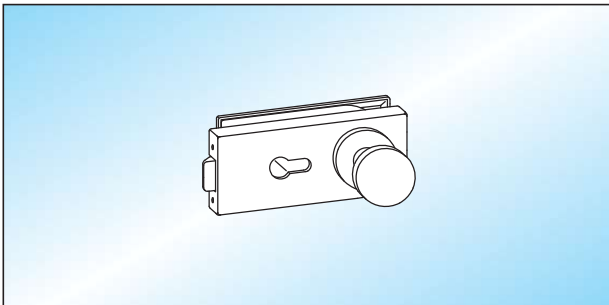


Locks

- locks for lever handles with roses
- suitable for 8 (10) mm glass / 24 (26) mm frame rebate depth

- lever handles with roses

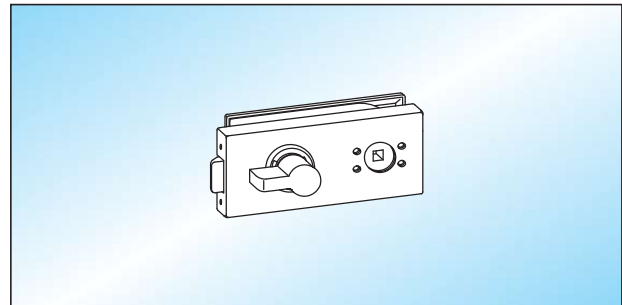
Page 103 – 111



STUDIO - PZ/W

lock prepared for profile cylinder, with fixed knob on lock side, prepared for lever handle with rose

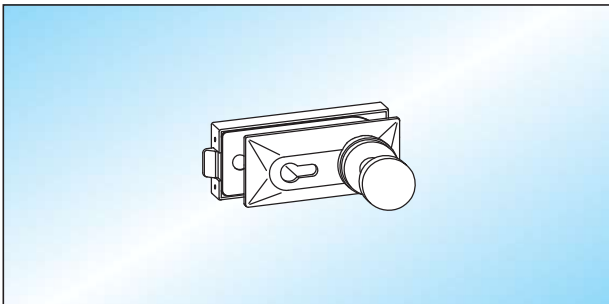
| WSS | 20.656.0502.____ |
|--------|------------------|
| HEWI | 20.658.0502.____ |
| FSB | 20.660.0502.____ |
| HOPPE | 20.662.0502.____ |
| VIELER | 20.664.0502.____ |



STUDIO - WC

lock with thumb turn on lock side, prepared for lever handles with roses

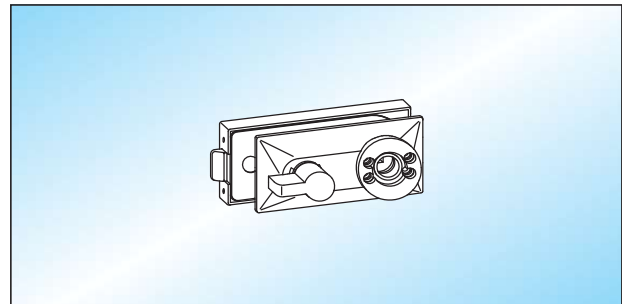
| Glass 8 mm | DIN left inward | DIN right inward |
|------------|------------------|------------------|
| WSS | 20.676.0411.____ | 20.676.0421.____ |
| HEWI | 20.678.0411.____ | 20.678.0421.____ |
| FSB | 20.680.0411.____ | 20.680.0421.____ |
| HOPPE | 20.682.0411.____ | 20.682.0421.____ |
| VIELER | 20.684.0411.____ | 20.684.0421.____ |



STUDIO - PZ/W

lock prepared for profile cylinder, with fixed knob on counterplate side, prepared for lever handle with rose

| WSS | 20.666.0501.____ |
|--------|------------------|
| HEWI | 20.668.0501.____ |
| FSB | 20.670.0501.____ |
| HOPPE | 20.672.0501.____ |
| VIELER | 20.674.0501.____ |



STUDIO - WC

lock with thumb turn on counterplate side, prepared for lever handles with roses

| Glass 8 mm | DIN left outward | DIN right outward |
|------------|------------------|-------------------|
| WSS | 20.686.0412.____ | 20.686.0422.____ |
| HEWI | 20.688.0412.____ | 20.688.0422.____ |
| FSB | 20.690.0412.____ | 20.690.0422.____ |
| HOPPE | 20.692.0412.____ | 20.692.0422.____ |
| VIELER | 20.694.0412.____ | 20.694.0422.____ |

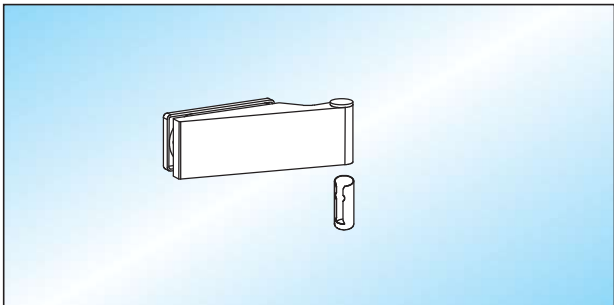


Hinges

■ suitable for 8 (10) mm glass / 24 (26) - 45 mm frame rebate depth

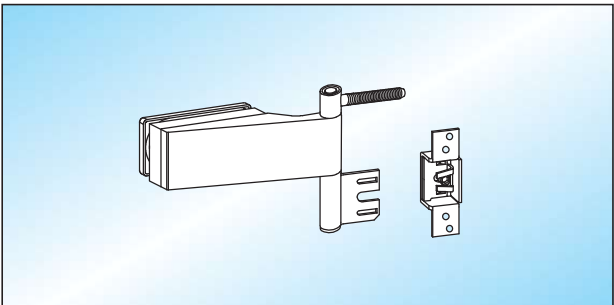
■ frame pivots

Page 57 – 59



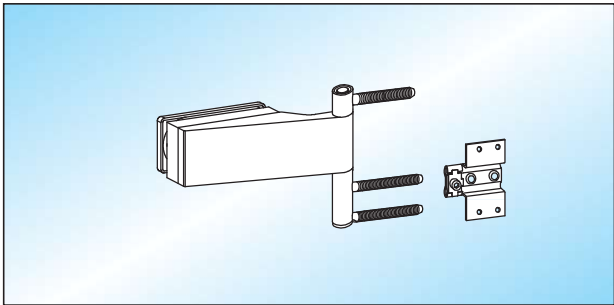
STUDIO - Hinge / 24 (26) mm frame rebate depth
hinge with sleeve

| Glass | frame rebate depth | |
|-----------|--------------------|-------------------|
| 8 (10) mm | 24 (26) mm | 20.700.0500. ____ |



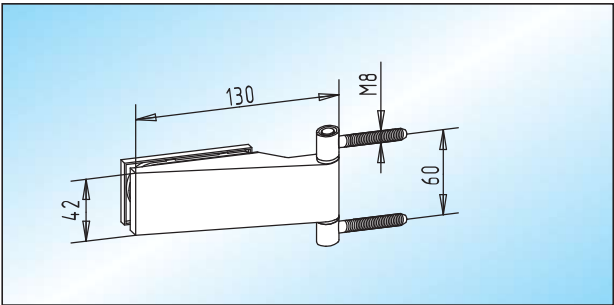
STUDIO - Hinge / 25 (27) - 45 mm frame rebate depth
hinge with sleeve and accessories for metal frame
Please specify frame rebate depth!

| Glass | frame rebate depth | |
|-----------|--------------------|-------------------|
| 8 (10) mm | 25 (27) - 40 mm | 20.706.0500. ____ |
| 8 (10) mm | 41 - 45 mm | 20.708.0500. ____ |



STUDIO - Hinge / 25 (27) - 45 mm frame rebate depth
hinge with sleeve and accessories for timber frame
Please specify frame rebate depth!

| Glass | frame rebate depth | |
|-----------|--------------------|-------------------|
| 8 (10) mm | 25 (27) - 40 mm | 20.702.0500. ____ |
| 8 (10) mm | 41 - 45 mm | 20.704.0500. ____ |



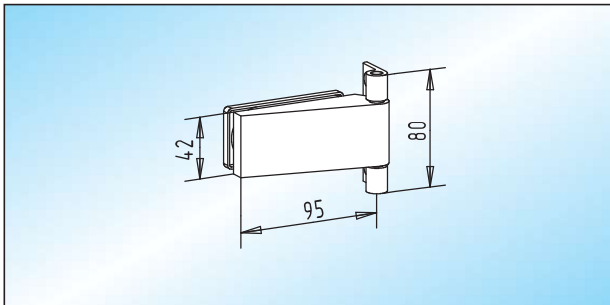
STUDIO - Hinge
hinge with frame pivots to fix on timber block frames

| Glass | frame rebate depth | |
|-----------|--------------------|-------------------|
| 8 (10) mm | 24 (26) mm | 20.710.0500. ____ |



Hinges

■ suitable for 8 - 10 mm glass

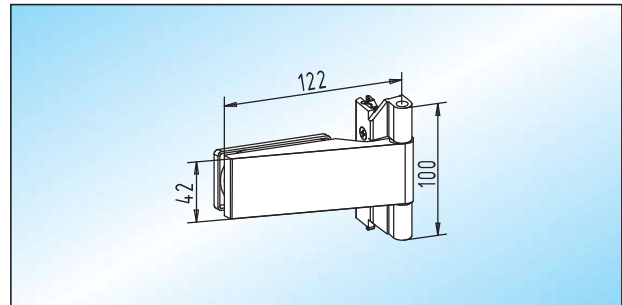


STUDIO - Hinge

hinge with frame pivot to screw on **metal frames**

Glass preparation: **page 61**

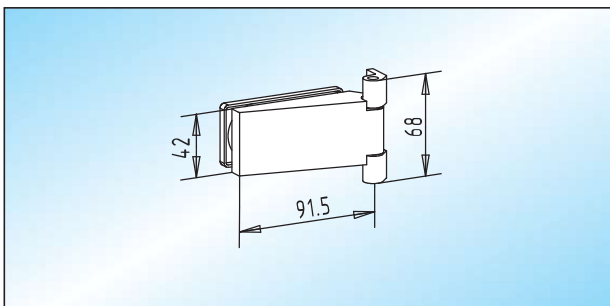
20.712.0500. ____



STUDIO - Hinge / C-channels

hinge with clamping frame pivot to fix on profiles with C-channels

20.716.0500. ____

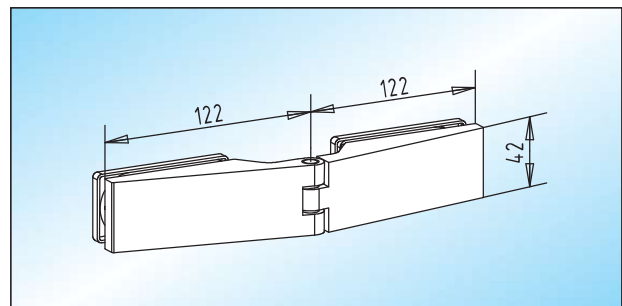


STUDIO - Hinge

hinge with frame pivot to screw on **metal and timber frames**

Glass preparation: **page 61**

20.714.0500. ____



STUDIO - Hinge / glass-glass

hinge for assembly on glass sidepanels

Glass preparation: **page 61**

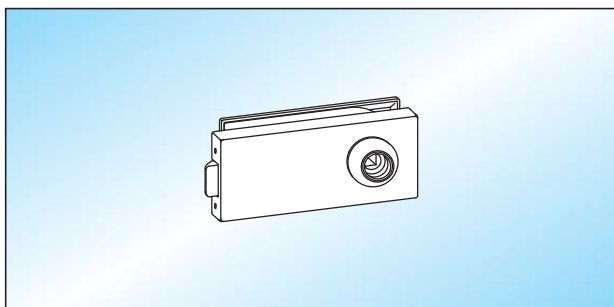
20.718.0500. ____



Fittings for high humidity environments (HHE)

- corrosion-resistant locks with projection guide
- for use in "HHE" (not for thermal spa)

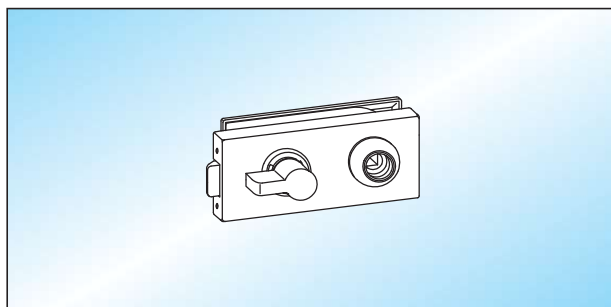
- suitable for 8 (10) mm glass / 24 (26) mm frame rebate depth



STUDIO - UV

latch lock, non locking, lever handles in rear position with corrosion-resistant insert

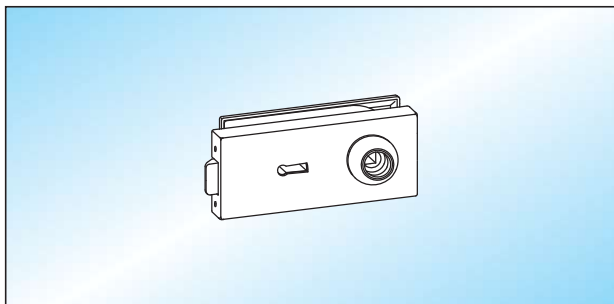
20.800.0500. ____



STUDIO - WC

lock with thumb turn on lock side and "red-white" indicator, with corrosion-resistant insert

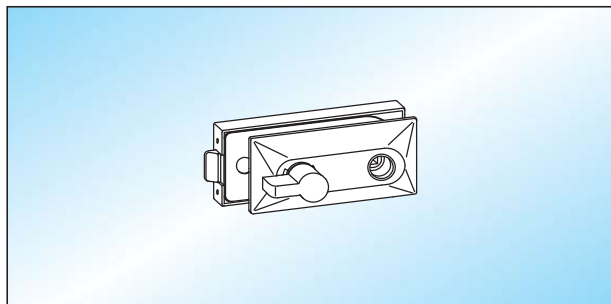
| Glass | DIN left inward | DIN right inward |
|-------|-------------------|-------------------|
| 8 mm | 20.808.0411. ____ | 20.808.0421. ____ |



STUDIO - BB

warded lock with 2 keys with corrosion-resistant insert

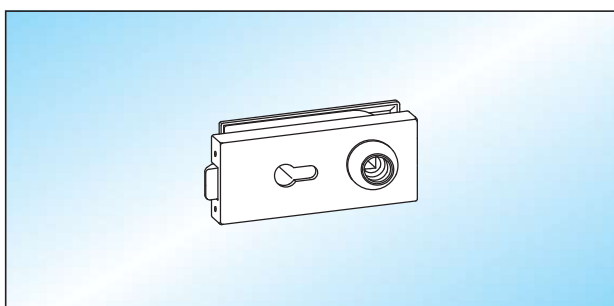
20.804.0500. ____



STUDIO - WC

lock with thumb turn on counterplate side and "red-white" indicator, with corrosion-resistant insert

| Glass | DIN left outward | DIN right outward |
|-------|-------------------|-------------------|
| 8 mm | 20.810.0412. ____ | 20.810.0422. ____ |



STUDIO - PZ

lock prepared for profile cylinder with corrosion-resistant insert

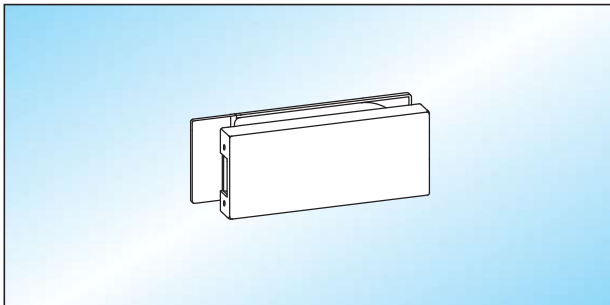
20.806.0500. ____



Fittings for high humidity environments (HHE)

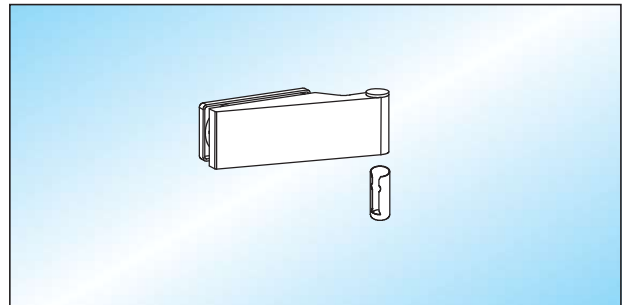
- corrosion-resistant version
- for use in "HHE" (not for thermal spa)

- suitable for 8 (10) mm glass / 24 (26) mm frame rebate depth



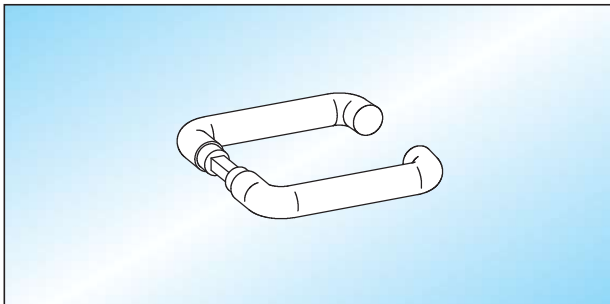
STUDIO - GK
strike box for double-leaf doors
with corrosion-resistant insert

20.812.0500.____



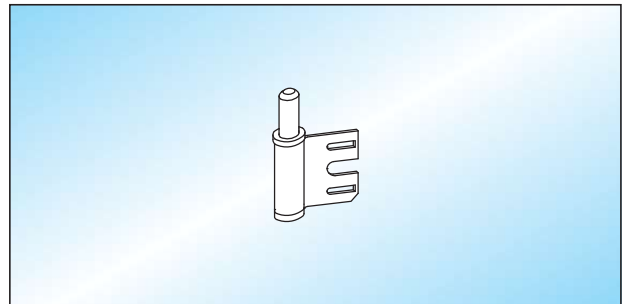
STUDIO - Hinge
hinge with aluminium clamping plate and sleeve

20.818.0500.____



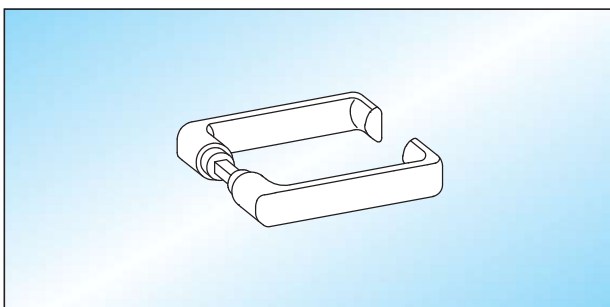
Lever handles
lever handles / **round form**
with stainless steel square pin

20.414.0000.____



STUDIO - Frame pivot
stainless steel frame pivot for metal frames

20.420.0000.405



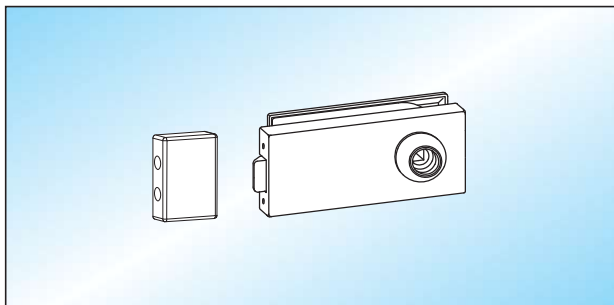
Lever handles
lever handles / **flat form**
with stainless steel square pin

20.416.0000.____



Fittings for aluminium profile system

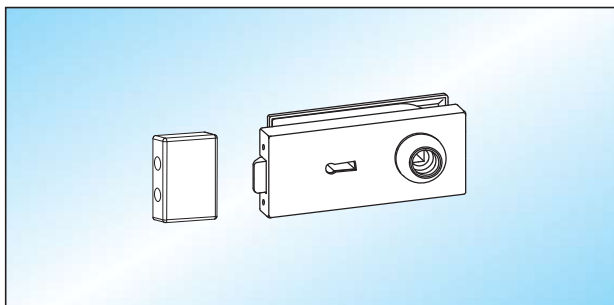
- locks with projection guide and strike box
- suitable for 8 mm glass



STUDIO - UV

latch lock, non locking lever, handles in rear position with strike box to fix on frame

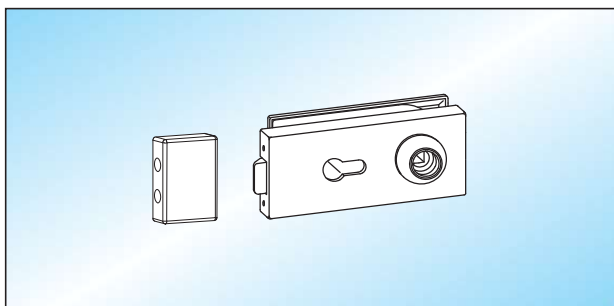
20.850.0400. ____



STUDIO - BB

warded lock with 2 keys, with strike box to fix on frame

20.854.0400. ____

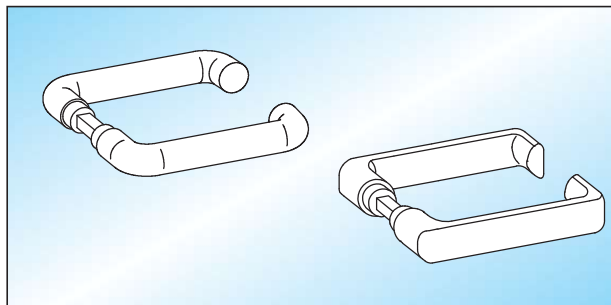


STUDIO - PZ

lock prepared for profile cylinder, with strike box to fix on frame

20.856.0400. ____

- lever handles and hinges



Lever handles

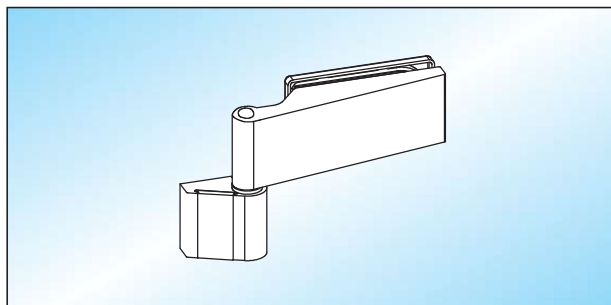
Form

round

22.100.0000. ____

flat

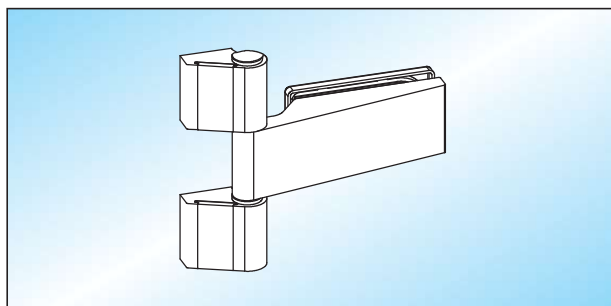
22.104.0000. ____



STUDIO - Two-piece hinge

two-piece hinge with frame pivot

20.858.0400. ____



STUDIO - Three-piece hinge

three-piece hinge with frame pivot

20.860.0400. ____

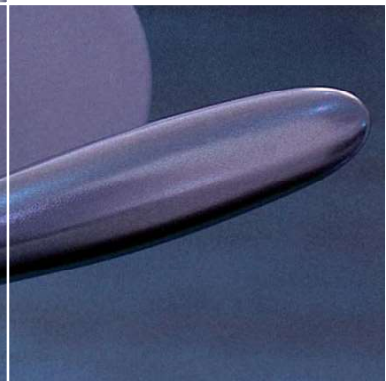



Lever handles



Lever handles

Lever handles and lock, the perfect combination.

3



CONTENTS



Materials and surface finishes


106

Product information


Lever handles with shoulder guide 107 - 108

Lever handles with roses 109 - 110

Lever handles with function roses 111



3





Materials and surface finishes

| Materials | Surface finishes code | Lever handles |
|-----------------|---|---------------|
| Aluminium | E4/C-0 silver ... 112 | ● |
| | E4/EV 2 champagne ... 122 | ● |
| | RAL 9010 pure white ... 250 | ● |
| | RAL 9016 traffic white ... 255 | ● |
| | E4/S5/EV 5 similar gold ... 132 | ● |
| | E4/C 34 dark bronze ... 152 | ● |
| | E4/C 31 similar stainless steel ... 137 | ● |
| | special anodized ... 199 | ● |
| | RAL coated ... 295 | ● |
| Brass | polished ... 318 | ● |
| | matt brushed ... 328 | ● |
| | satin chrome ... 372 | ● |
| | polished chrome ... 374 | ● |
| | velour nickel plated ... 376 | ● |
| | special colours ... 399 | ● |
| Stainless Steel | satin ... 426 | ● |
| | polished ... 416 | ● |

Information:

Please note lever handles manufactured from different materials may display marginal dimensional differences from those shown.

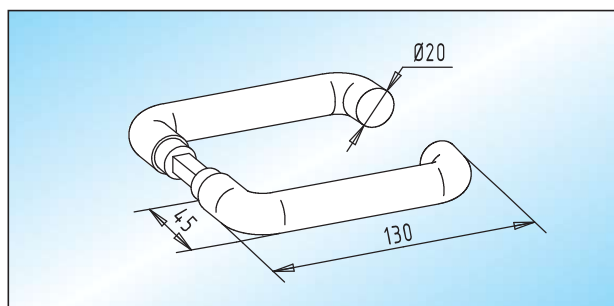
Lever handles „mitred form“ and „bent form“ manufactured in brass material are available in surface finishes polished and matt brushed.





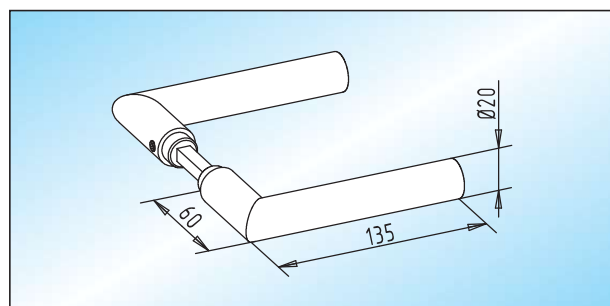
Lever handles with shoulder guide

■ suitable for locks "STUDIO" and "ATELIER F/R"



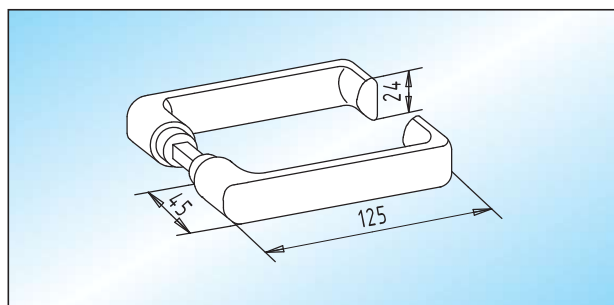
Lever handles
lever handles / round form

| | |
|---------------------|-------------------|
| lever handle set | 22.100.0000. ____ |
| female lever handle | 22.102.0000. ____ |



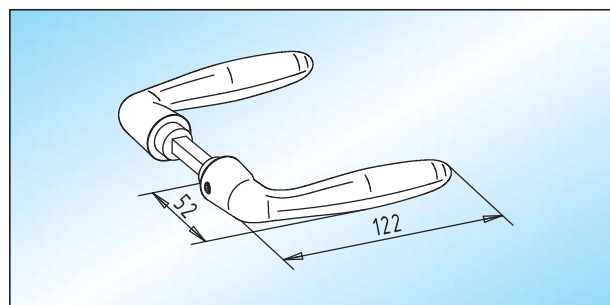
Lever handles
lever handles / mitred form

| | |
|---------------------|-------------------|
| lever handle set | 22.108.0000. ____ |
| female lever handle | 22.110.0000. ____ |



Lever handles
lever handles / flat form
Available in aluminium!

| | |
|---------------------|-------------------|
| lever handle set | 22.104.0000. ____ |
| female lever handle | 22.106.0000. ____ |



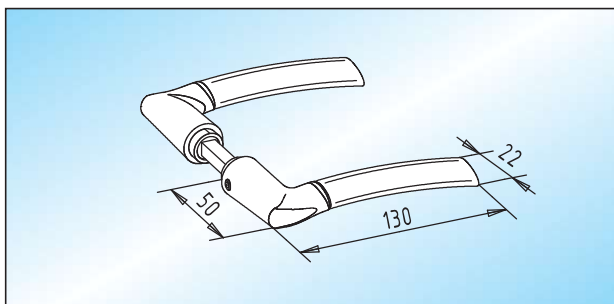
Lever handles
lever handles / special form

| | |
|---------------------|-------------------|
| lever handle set | 22.112.0000. ____ |
| female lever handle | 22.114.0000. ____ |



Lever handles with shoulder guide

■ suitable for locks "STUDIO" and "ATELIER F/R"

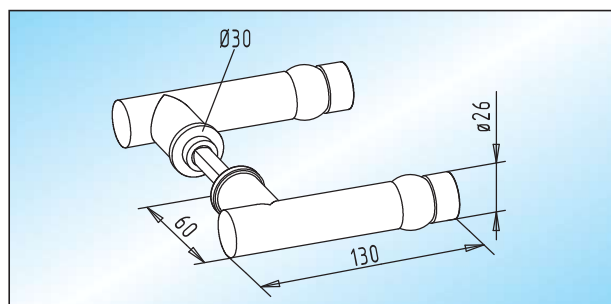


Lever handles

lever handles / oval form

shoulder: brass polished chrome / lever part: aluminium steel

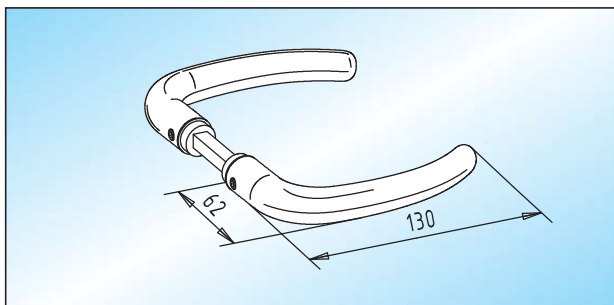
| | |
|---------------------|-----------------|
| lever handle set | 22.116.0000.399 |
| female lever handle | 22.118.0000.399 |



Lever handles

lever handles with glass ball "blue / clear"
brass polished chrome

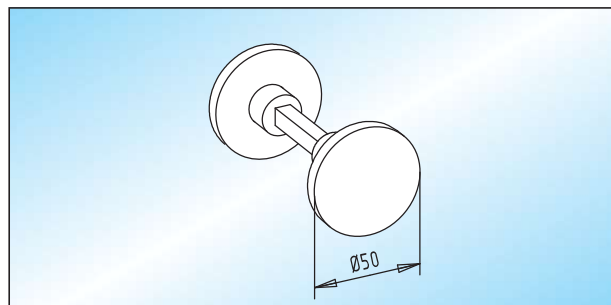
| | |
|---------------------|-----------------|
| lever handle set | 22.124.0000.399 |
| female lever handle | 22.126.0000.399 |



Lever handles

lever handles / bent form

| | |
|---------------------|------------------|
| lever handle set | 22.120.0000.____ |
| female lever handle | 22.122.0000.____ |



Turn knob

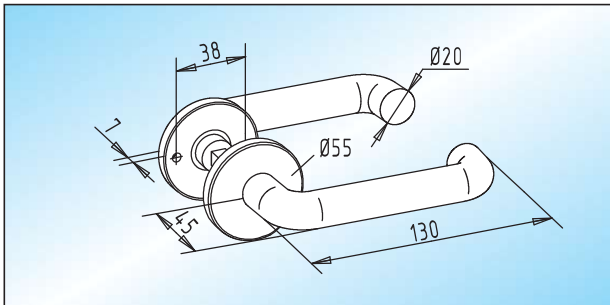
turn knob / 50 mm dia

Available in aluminium and brass!

| | |
|------------------|------------------|
| turn knob set | 22.150.0000.____ |
| female turn knob | 22.152.0000.____ |

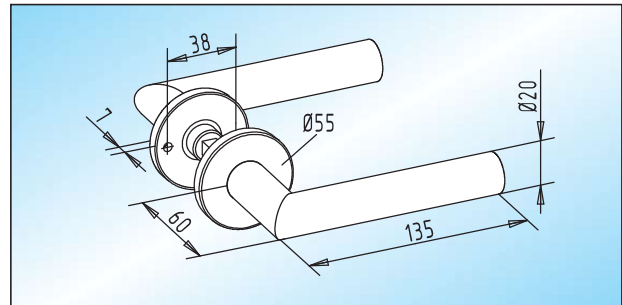
Lever handles with roses

■ suitable for locks "STUDIO" and "ATELIER F/R"



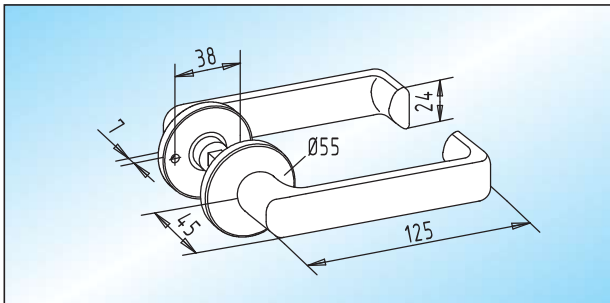
Lever handles with roses
lever handles with roses / **round form**

| | |
|---------------------|-------------------|
| lever handle set | 22.200.0000. ____ |
| female lever handle | 22.202.0000. ____ |



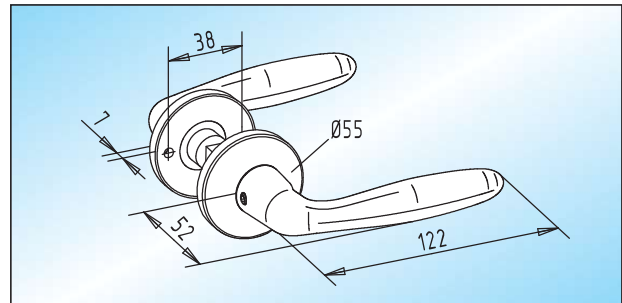
Lever handles with roses
lever handles with roses / **mitred form**

| | |
|---------------------|-------------------|
| lever handle set | 22.208.0000. ____ |
| female lever handle | 22.210.0000. ____ |



Lever handles with roses
lever handles with roses / **flat form**
Available in aluminium!

| | |
|---------------------|-------------------|
| lever handle set | 22.204.0000. ____ |
| female lever handle | 22.206.0000. ____ |



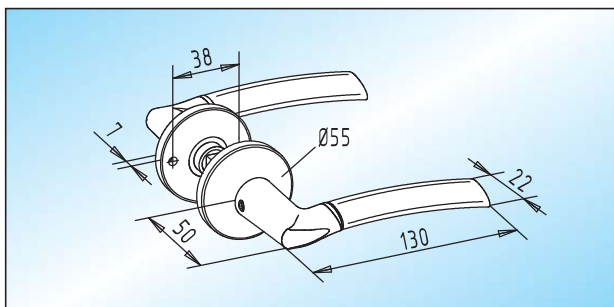
Lever handles with roses
lever handles with roses / **special form**

| | |
|---------------------|-------------------|
| lever handle set | 22.212.0000. ____ |
| female lever handle | 22.214.0000. ____ |



Lever handles with roses

■ suitable for locks "STUDIO" and "ATELIER F/R"



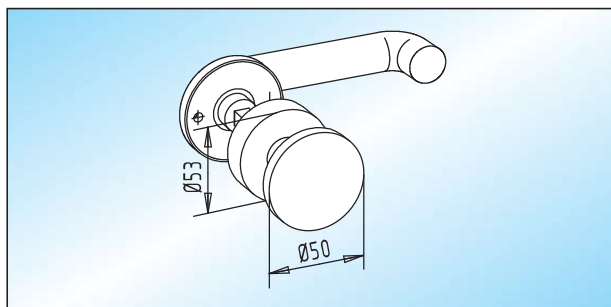
Lever handles with roses

lever handles with roses / **oval form**

shoulder: brass polished chrome / lever part: aluminium steel

lever handle set 22.216.0000.399

female lever handle 22.218.0000.399

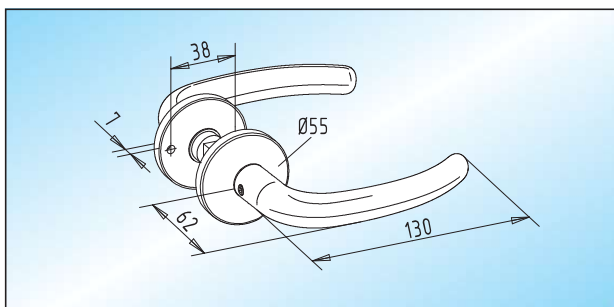


Lever handle and knob with roses

lever handle / **round form** and fixed knob with roses

Available in aluminium and brass!

22.254.0000.____

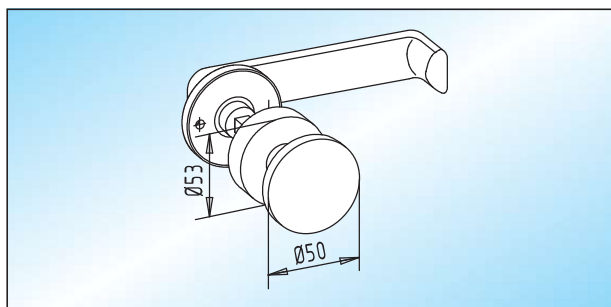


Lever handles with roses

lever handles with roses / **bent form**

lever handle set 22.220.0000.____

female lever handle 22.222.0000.____

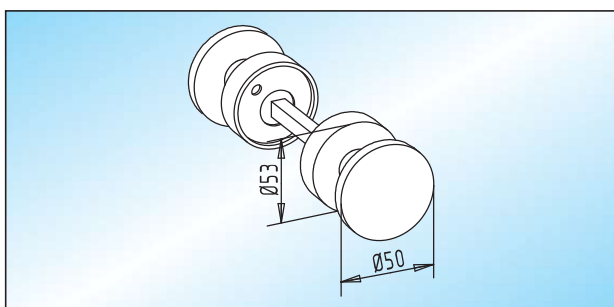


Lever handle and knob with roses

lever handle / **flat form** and fixed knob with roses

Available in aluminium!

22.256.0000.____



Turn knob with roses

turn knob with roses / 50 mm dia

Available in aluminium and brass!

turn knob set 22.250.0000.____

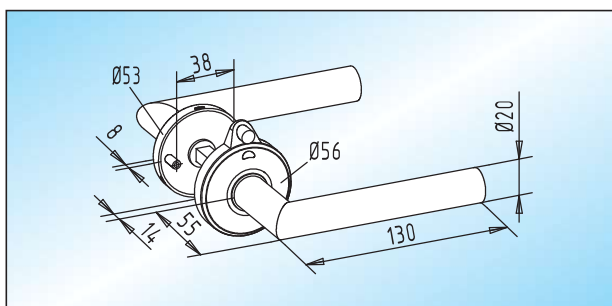
female turn knob 22.252.0000.____





Lever handles with function roses

■ suitable for locks "ATELIER F/R"

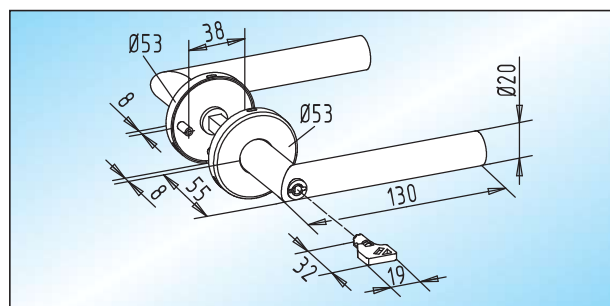


Lever handles with function roses

lever handles - **basic function**, satin stainless steel.

The entrance can be operated from inside without locking oneself up.

| | |
|---------------|-----------------|
| mitred form | 22.300.0000.426 |
| crescent form | 22.302.0000.426 |

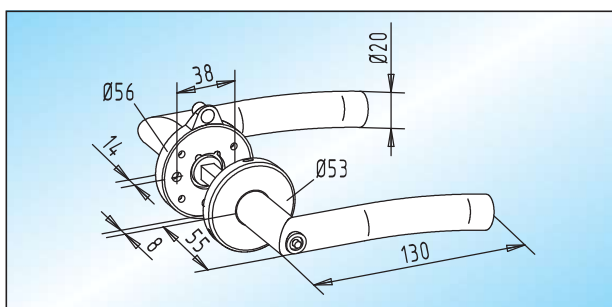


Lever handles with function roses

lever handles - **switch keying**, satin stainless steel.

The entrance can be operated from outside through the key without being locked in.

| | |
|---------------|-----------------|
| mitred form | 22.308.0000.426 |
| crescent form | 22.310.0000.426 |



Lever handles with function roses

lever handles - **basic function with indicator and emergency opening**, satin stainless steel.


The entrance can be operated from inside without locking oneself up. In case of an emergency the door can be opened from the outside.

| | |
|---------------|-----------------|
| mitred form | 22.304.0000.426 |
| crescent form | 22.306.0000.426 |

The lever handles can be switched into free motion through these function roses. While the inside lever handle keeps its normal function, the outside lever handle has no function. Thereby nobody is locked in whilst admittance from outside is refused. This function can only be used when the lock is not bolt (blocked).



Notes



STUDIO Exclusiv - Private Line

STUDIO Exclusiv - Private Line

Designer finishes which exceed
the demands of the discerning user.

4



CONTENTS



Technical details

22 - 25

Product information

Locks, lever handles
and hinges

116 - 117



Glass preparation

60 - 61



4





Locks, lever handles and hinges

■ suitable for 8 (10) mm glass / 24 (26) mm frame rebate depth

■ frame pivots

Page 57 – 59



STUDIO Exclusiv / Set 1

lock and hinges: brass polished chrome


lever handles: brass polished chrome / satin nickel

latch lock, non locking, lever handles/rear position 23.100.0500.399

latch lock, non locking, lever handles/forward position 23.102.0500.399

warded lock with 2 keys 23.104.0500.399

lock prepared for profile cylinder 23.106.0500.399



STUDIO Exclusiv / Set 3

lock and hinges: brass velour nickel plated


lever handles: brass polished chrome / satin stainless steel

latch lock, non locking, lever handles/rear position 23.300.0500.399

latch lock, non locking, lever handles/forward position 23.302.0500.399

warded lock with 2 keys 23.304.0500.399

lock prepared for profile cylinder 23.306.0500.399



STUDIO Exclusiv / Set 2

lock and hinges: brass polished

lever handles: brass polished / brass polished chrome

latch lock, non locking, lever handles/rear position 23.200.0500.399

latch lock, non locking, lever handles/forward position 23.202.0500.399

warded lock with 2 keys 23.204.0500.399

lock prepared for profile cylinder 23.206.0500.399



STUDIO Exclusiv / Set 4

lock and hinges: brass polished

lever handles: brass polished

latch lock, non locking lever handles/rear position 23.400.0500.318

latch lock, non locking, lever handles/forward position 23.402.0500.318

warded lock with 2 keys 23.404.0500.318

lock prepared for profile cylinder 23.406.0500.318



Locks, lever handles and hinges

■ suitable for 8 (10) mm glass / 24 (26) mm frame rebate depth

■ frame pivots

Page 57 – 59



STUDIO Exclusiv / Set 5

lock and hinges: brass polished chrome
lever handles: brass polished chrome

| | |
|---|-----------------|
| latch lock, non locking, lever handles/rear position | 23.500.0500.374 |
| latch lock, non locking, lever handles/forward position | 23.502.0500.374 |
| warded lock with 2 keys | 23.504.0500.374 |
| lock prepared for profile cylinder | 23.506.0500.374 |



STUDIO Exclusiv / Set 7

lock and hinges: aluminium similar satin stainless steel
lever handles: brass polished chrome / satin stainless steel

| | |
|---|-----------------|
| latch lock, non locking, lever handles/rear position | 23.700.0500.399 |
| latch lock, non locking, lever handles/forward position | 23.702.0500.399 |
| warded lock with 2 keys | 23.704.0500.399 |
| lock prepared for profile cylinder | 23.706.0500.399 |



STUDIO Exclusiv / Set 6

lock and hinges: aluminium silver fine polished
lever handles: brass polished chrome / satin stainless steel

| | |
|---|-----------------|
| latch lock, non locking, lever handles/rear position | 23.600.0500.399 |
| latch lock, non locking, lever handles/forward position | 23.602.0500.399 |
| warded lock with 2 keys | 23.604.0500.399 |
| lock prepared for profile cylinder | 23.606.0500.399 |



STUDIO Exclusiv / Set 8

lock and hinges: brass satin chrome
lever handles: brass polished chrome / brass satin chrome

| | |
|---|-----------------|
| latch lock, non locking, lever handles/rear position | 23.800.0500.399 |
| latch lock, non locking, lever handles/forward position | 23.802.0500.399 |
| warded lock with 2 keys | 23.804.0500.399 |
| lock prepared for profile cylinder | 23.806.0500.399 |






Examples of colours

ALUMINIUM



E4/C-0
silver




E4/EV 2
champagne




E4/EV 3
similar brass



E4/S5/EV 5
similar gold



E4/C 31
similar stainless steel



E4/C 32
light bronze




E4/C 33
medium bronze



E4/C 34
dark bronze



E4/C 35
black



RAL 9010
pure white



RAL 9016
traffic white



RAL 1023
traffic yellow



RAL 3003
ruby red



RAL 3007
black red



RAL 5002
ultramarine blue




RAL 5011
steel blue



RAL 6029
mint green



RAL 7016
anthracite grey




RAL 7035
light grey



RAL 8014
sephia brown



RAL 9005
jet black



RAL 9006
white aluminium

BRASS



matt brushed
with lacquer




polished,
with lacquer



satin chrome




polished chrome




velour nickel plated

STAINLESS STEEL



satin



polished

INFORMATION

Please refer to "Materials and surface finishes" for details of finishes available in each product range.

These examples of colours are only for your guidance. **Differences in colour are determined by the printing.**

Further surface finishes are available. If required please contact our sales department.